




**PRASAR BHARATI
BALANCE SHEET AS AT 31ST MARCH, 2022**


Particulars	Sch	₹	₹
		As at 31-Mar-22	As at 31-Mar-21
CORPUS/CAPITAL FUND AND LIABILITIES			
Corpus/Capital Fund	1	1,12,95,53,954	3,23,25,94,798
Reserves and Surplus	2	-	-
Earmarked/Endowment Funds	3	16,99,84,709	23,04,22,455
Secured Loan	4	-	-
Unsecured Loan	5	9,33,39,00,000	9,33,39,00,000
Deferred Credit Liabilities	6	-	-
Current Liabilities and Provisions	7	43,72,60,60,030	40,07,73,12,771
TOTAL		54,35,94,98,693	52,87,42,30,024
ASSETS			
Fixed Assets	8	11,67,44,21,022	12,98,98,06,221
Capital Work-in progress	8	4,85,99,29,635	4,91,22,63,716
Investments (i) Earmarked/Endowment Funds	9	-	-
(ii) Others	10	-	-
Current Assets, Loans and Advances	11	37,82,51,48,036	34,97,21,60,087
Deficit as per Income & Expenditure Account		-	-
TOTAL		54,35,94,98,693	52,87,42,30,024

SIGNIFICANT ACCOUNTING POLICIES 26
CONTINGENT LIABILITIES AND NOTES
ON ACCOUNTS 27


Mayank Kumar Agrawal
Chief Executive Officer


D P S Negi
Member (F)


Anil Srivastava
ADG (B&A)


C K Jain
DDG (B&A)

Place: New Delhi

Date :

मयंक कुमार अग्रवाल / MAYANK KUMAR AGRAWAL
मुख्य कार्यकारी अधिकारी
Chief Executive Officer

D. P. S. NEGI
Member (Finance & Personnel)
Prasar Bharati Secretariat
New Delhi, 110001

अनिल श्रीवास्तव
ANIL SRIVASTAVA
अपर महादेशिक (बजट एवं लेखा)
Addl Director General (Budget & Accounts)

श्री. के. जैन / C. K. JAIN
उप महादेशिक
(बजट एवं लेखा / डी.डी. ऑफिस और प्रासंगिक)
DDG (B&A / Head B&A)

प्रसार भारती सचिवालय
Prasar Bharati Secretariat
भारत सरकार / Govt. of India
नई दिल्ली / New Delhi

प्रसार भारती सचिवालय / Prasar Bharati
नई दिल्ली / New Delhi

**PRASAR BHARATI
INCOME AND EXPENDITURE ACCOUNT FOR THE YEAR ENDED 31ST MARCH, 2022**

Particulars	Sch	₹	₹
		FOR THE YEAR ENDED 31 MARCH 22	FOR THE YEAR ENDED 31 MARCH 21
<u>INCOME</u>			
Income from Sales/ Services	12	5,44,39,40,609	6,01,60,30,820
Grants /subsidies	13	28,62,99,00,000	28,56,38,59,940
Funds received for specific purpose	13A	-	-
Fees/subscriptions	14	31,71,403	18,40,246
Income from Investments (income on investments from earmarked/endow. Funds transferred to Funds)	15	-	-
Income from Royalty, Publications etc	16	-	-
Interest Earned	17	86,18,42,918	1,05,31,39,232
Other Income	18	9,51,05,84,900	8,82,39,17,226
TOTAL (A)		44,44,94,39,830	44,45,87,87,464
<u>EXPENDITURE</u>			
Establishment Expenses	19	29,23,07,00,889	28,29,47,29,798
Other Administrative Expenses	20	7,79,77,24,966	8,55,56,71,311
Programme related Expenses	21	3,79,05,25,300	3,57,02,53,211
Satellite & Spectrum Charges	22	2,01,20,12,081	1,71,63,48,625
Expenditure on Grants & subsidy	23	-	-
Interest	24	1,46,43,76,413	1,41,37,86,526
Depreciation	8	2,28,50,45,374	2,28,89,36,142
TOTAL (B)		46,58,03,85,023	45,83,97,25,614
Balance being excess of Income over Expenditure (A-B)		(2,13,09,45,193)	(1,38,09,38,149)
Add: Prior period Adjustments & Exceptional items	25	2,79,04,349	15,55,52,920
Add: Balance brought forward from previous year		3,23,25,94,798	4,45,79,80,027
BALANCE BEING SURPLUS/(DEFICIT) CARRIED OVER TO BALANCE SHEET		1,12,95,53,954	3,23,25,94,798

SIGNIFICANT ACCOUNTING POLICIES 26
CONTINGENT LIABILITIES AND NOTES ON ACCOUNTS 27


Mayank Kumar Agrawal
Chief Executive Officer


D. P. S. Negi
Member (F)
D. P. S. NEGI
Member (Finance & Personnel)
Prasar Bharati Secretariat
New Delhi-110001


Anil Srivastava
ADG (B&A)


C K Jain
DDG (B&A)

Place: New Delhi

Date :

मयंक कुमार अग्रवाल/MAYANK KUMAR AGRAWAL

Chief Executive Officer
प्रसार भारती सचिवालय
Prasar Bharati Secretariat
भारत सरकार/Govt. of India
नई दिल्ली/New Delhi

अनिल श्रीवास्तव
ANIL SRIVASTAVA
अवर महानिदेशक (बजट एवं लेखा)
Addl Director General(Budget & Accounts)

सौ. डी. जैन/C. K. JAIN
अवर महानिदेशक (B&A)

(सचिव और सहायक/Chief Director and
DDG (B&A))

SCHEDULE 1- CORPUS/CAPITAL FUND:		As at 31.03.22 (₹)	As at 31.03.21 (₹)
Balance as at the beginning of the year		-	-
Balance as at the beginning of the year		-	-
Balance Corpus/Capital Fund		-	-
Income and Expenditure Account		1,12,95,53,954	3,23,25,94,798
BALANCE AS AT THE YEAR END	TOTAL	1,12,95,53,954	3,23,25,94,798

SCHEDULE 2- RESERVES AND SURPLUS

1. Capital Reserve:

As per last account
Additions during the year

	-	-
TOTAL	-	-

2. General Reserve

As per last account
Addition during the year
Less: Deductions during the year

	-	-
	-	-
	-	-
TOTAL	-	-

SCHEDULE 3- EARMARKED/ENDOWMENT FUNDS

(Earmarked funds from MHA for Revamping of DO Kanpur)

a) Opening Balance of the funds
b) Add: funds received from MHA
c) Add: Interest Earned
d) Add-Adjustments
e) Deduct: Expenditure incurred from fund
f) Deduct: Interest amount Paid to MHA
g) Closing balance
Refer Schedule 27 para 31 of Notes to Accounts

	23,04,22,455	21,47,82,528
	11,25,82,030	-
	67,97,811	1,02,20,123
	(59,74,631)	3,53,75,284
	12,74,24,369	2,99,55,480
	4,64,18,587	-
	16,99,84,709	23,04,22,455
TOTAL	16,99,84,709	23,04,22,455

SCHEDULE 4- SECURED LOANS AND BORROWINGS:

TOTAL	-	-
--------------	---	---

SCHEDULE 5- UNSECURED LOANS

1. Loan In Perpetuity
2. Central Government - Loans to be converted into Grants
Capital Loan from Ministry of I&B
Repayment of Loans due but not paid
Interest free Loan for CWG 2010
(Refer Schedule 27, Note 8 to 10 of Notes to Accounts)

	-	-
	1,83,69,00,000	2,81,83,80,000
	5,86,70,00,000	4,87,63,20,000
	1,62,92,00,000	1,62,92,00,000
TOTAL	9,33,39,00,000	6,33,39,00,000

SCHEDULE 6- DEFERRED CREDIT LIABILITIES:

SCHEDULE 7- CURRENT LIABILITIES AND PROVISIONS

A. Current Liabilities

Advances received- against deposit work
Deposits, earnest money, caution money/security deposits
Interest on Capital Loan
Personal Interest On Interest/principal due
Other current liabilities - recoveries from salary and wages and others etc. (Parking Head)
Salary accrued for the Month of March
Unpaid amount of Grant-in-aid & interest thereon (MIS)
For other expenses (including CAG Audit Fee etc.)
Remittances to/from HQ/DOs in transit/reconciliation's
For Statutory liabilities (GST)
For Statutory liabilities (TDS /Others)

	93,17,29,670	96,06,41,593
	1,01,97,35,744	1,03,07,16,929
	10,89,96,91,574	9,65,95,57,074
	2,12,81,55,356	1,70,39,13,443
	70,19,287	-
	2,20,95,83,953	2,06,32,28,802
	4,87,53,118	3,36,22,814
	3,39,81,50,562	3,20,10,71,386
	4,40,17,18,581	4,08,66,97,935
	62,32,51,270	70,30,86,457
	1,53,477	-

(Refer Schedule 27, Note 6, 9, 10, 18 & 20 of Notes to Accounts)

TOTAL (A)	25,46,79,45,592	23,44,33,36,433
------------------	------------------------	------------------------

B Provisions

For Spectrum/Space Segment expense
For Leave encashment and Gratuity
NPS - provisions
(Refer Schedule 27, Note 17, 19, 27 & 28 of Notes to Accounts)

	17,14,21,17,000	15,76,24,87,000
	1,11,59,21,803	84,56,35,303
	75,635	2,58,54,035

Total (B)	18,25,81,14,438	16,63,39,76,338
Total (A+B)	43,72,60,60,030	40,07,73,12,771


Hayank Kumar Agrawal
Chief Executive Officer


D P S Negi
Member (F)


Anil Srivastava
ADG (B&A)


C K Jain
DDG (B&A)

मयंक कुमार अग्रवाल
मुख्य कार्यकारी अधिकारी
प्रसार भारती
Prasar Bharati Secretariat
भारत सरकार / Govt. of India
नई दिल्ली / New Delhi

D. P. S. NEGI
Member (Finance & Personnel)
Prasar Bharati Secretariat
New Delhi-110001
अनिल श्रीवास्तव
अतिरिक्त निदेशक (बजट एवं लेखा)
ANIL SRIVASTAVA
अतिरिक्त निदेशक (बजट एवं लेखा)
Add. Director General (Budget & Accounts)

श्री. सी. के. जैन / C. K. JAIN
अतिरिक्त निदेशक
(बजट और लेखा) / Add. Director General (Budget & Accounts)
DDG (B&A) / Member B&A
प्रसार भारती / प्रसारण विभाग, नई दिल्ली / Prasar Bharati Secretariat, New Delhi

		As at 31.03.22 (₹)	As at 31.03.21 (₹)
SCHEDULE 9- INVESTMENTS FROM EARMARKED/ENDOWMENT FUNDS			
1. In Government Securities			-
2. Other approved securities			-
3. Other			-
TOTAL		-	-
SCHEDULE 10- INVESTMENTS-OTHER			
1. In government Securities			-
2. Other approved securities			-
3. Others			-
TOTAL		-	-
SCHEDULE 11- CURRENT ASSETS, LOANS AND ADVANCES ETC			
A. CURRENT ASSETS:			
Inventories	2021-22 12,45,37,564	2020-21 12,40,37,564	
Deduct: Provision thereof	12,45,37,564	12,40,37,564	
Sundry Debtors- Good	2,09,63,70,033	1,84,34,95,345	
Sundry Debtors- Doubtful	1,10,79,15,358	1,12,90,36,349	
Deduct: Provision thereof	3,90,22,86,017	4,97,25,31,094	
	2,69,43,70,669	3,84,34,95,345	
Cash Balance in hand/Imprest		76,35,367	95,36,851
Bank Balance: With Scheduled Banks			
on current accounts (including CLTD Balances)		10,99,17,95,559	4,62,91,16,130
on Collection accounts		33,35,04,032	49,25,89,621
on Deposit account and other FD/Rs		19,47,65,02,314	23,66,26,31,358
with CP Fund / NPS A/C		21,67,095	36,765
TOTAL (A)	33,50,59,69,996	32,63,74,06,370	
B. Loans/advances			
1. Loans/advances	2021-22	2020-21	
Staff			
Others-Departmental	16,02,14,198	14,02,54,595	9,01,83,827
Deduct: Provision	16,02,54,188	16,02,54,595	9,76,24,498
2. Advances and other amounts recoverable in cash or in kind or for value to be received			
On capital account			-
Employment			-
Others			33,58,129
3. Grants-in-Aid receivable from Ministry of IB, GDI-Salary			1,81,65,00,000
4. Interest Accrued:			
On investments from Earmarked/Endowment funds			-
On Term Deposits with Scheduled Banks			27,91,51,525
Others			22,32,93,267
5. Prepaid Interest on Endowment Fund			12,50,703
6. TDS & Income Tax			4,67,94,430
7. GST (Input Tax Credit)			59,16,33,859
8. Deposits with Other Departments			1,49,02,95,467
			33,08,57,126
Total (B)	4,21,91,78,040	2,33,47,53,717	
(Refer Schedule 27, Note 11, 12, 13, 26, 29 & 33 of Notes to Accounts)	Total (A+B)	37,82,51,48,036	34,97,21,60,087


Mayank Kumar Agrawal
Chief Executive Officer


D P S Negi
Member (F)


Anil Srivastava
ADG (B&A)


C K Jain
DDG (B&A)

D. P. S. NEGI
Member (Finance & Personnel)
Prasar Bharati Secretariat
New Delhi
110001

ANIL SRIVASTAVA
अपर महानिदेशक (बजट एवं लेखा)
Add. Director General (Budget & Accounts)

मयंक कुमार अग्रवाल / MAYANK KUMAR AGRAWAL
मुख्य कार्यकारी अधिकारी
Chief Executive Officer
प्रसार भारती परिसर
Prasar Bharati Secretariat
भारत सरकार / Govt. of India
नई दिल्ली / New Delhi

श्री. सी. एच. के. जैन
अपर महानिदेशक
(बजट और लेखा / अपर महानिदेशक (बजट एवं लेखा))
DDG (B&A) Prasar Bharati
प्रसार भारती परिसर / Prasar Bharati Secretariat
भारत सरकार, नई दिल्ली / Govt. of India, N. D.

	2021-22 (₹)	2020-21 (₹)
SCHEDULE 12- INCOME FROM SALES/SERVICES		
Income from sales/services (Including taxes)		
Add: A/R and DD (Commercial revenue)	3,45,89,40,570	6,01,19,94,058
Deduct: Share of other agencies	2,01,67,380	2,45,057
Add: Sales of Archival Content	51,67,318	42,91,828
(Refer Schedule 27, Note 30 of Notes to Accounts)		
TOTAL	5,44,39,40,609	6,01,90,30,820

SCHEDULE 13- GRANTS /SUBSIDIES		
Add: Grants-In-Aid received during the year from Ministry of I&R, GOI-Other than Salary	1,96,84,00,000	2,04,79,59,940
Add: Grants-In-Aid received during the year from Ministry of I&R, GOI-Salary	36,29,03,00,000	26,26,69,00,000
Add: Grants-In-Aid receivable from Ministry of I&R, GOI-Salary	74,01,00,000	28,08,00,000
Deduct: Unspent balance of Grants-in-aid received from Ministry of I&R, GOI-Other than Salary	4,87,53,110	3,15,00,000
Deduct: Unspent balance transfer to MIB	2,01,36,882	
Deduct: Unspent balance of Grants-in-aid received from Ministry of I&R, GOI-Salary (SAR)		
(Refer Schedule 27, Note 5 & 30 of Notes to Accounts)		
TOTAL	28,62,99,00,000	28,56,38,59,940

SCHEDULE 13 A- FUNDS RECEIVED FOR SPECIFIC PURPOSE		
Grants-In-Aid received during the year from Ministry of Home Affairs		
TOTAL	-	-

SCHEDULE 14-FEES/SUBSCRIPTIONS		
Professional/Consultant/Other services fee	31,71,403	18,40,246
TOTAL	31,71,403	18,40,246

SCHEDULE 15-INCOME FROM INVESTMENTS		
Interest on Fixed Deposits From Earmarked Funds	67,97,811	-
TOTAL	67,97,811	-

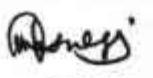
SCHEDULE 16-INCOME FROM ROYALTY, PUBLICATIONS ETC		
TOTAL	-	-

SCHEDULE 17 INTEREST EARNED		
On Term Deposits with Scheduled Banks	85,13,19,742	1,04,59,39,485
On others like employees advances etc.	79,20,690	71,99,747
Interest on debtors and other receivables	25,23,485	-
(Refer Schedule 27, Note 11 of Notes to Accounts)		
TOTAL	86,18,42,918	1,05,31,39,232

SCHEDULE 18- OTHER INCOME		
A. Other Receipts including Fees from Trainers/staff quarters		
a) Income from Towers	1,02,39,94,878	94,60,10,758
b) License Fees/Electricity/Water Charges from Staff Quarters	5,24,63,588	3,95,43,002
c) DTH Income	8,10,36,70,822	7,63,61,88,487
d) Others	6,76,38,137	16,17,63,131
(Refer Schedule 27, Note 20 of Notes to Accounts)		
TOTAL (A)	9,34,77,67,395	8,78,35,05,408
B. Profit on Sales/disposal of assets		
a) Owned Assets	6,65,82,981	2,84,64,142
b) Assets acquired out of grants, or received free of cost	11,67,42,465	12,06,557
c) Assets acquired prior to 1.4.2000	7,04,91,059	1,26,53,113
(Refer Schedule 27, Note 4 of Notes to Accounts)		
TOTAL (B)	26,28,17,505	4,04,11,811
TOTAL (A+B)	9,51,05,84,900	8,82,39,17,226

SCHEDULE 19- ESTABLISHMENT EXPENSES		
a) Salaries & Wages	26,77,87,31,700	25,94,57,48,481
b) Allowances and Bonus	10,71,47,131	28,65,00,173
c) Contribution to CPF/NPS	17,55,33,005	18,88,25,262
d) Expenses on Employee's retirement/ Terminal Sup/ Pension etc. (LS & PC)	1,63,63,10,639	1,52,17,36,868
e) Staff Welfare Expenses/ Others	5,20,52,826	3,62,842
f) Reimbursement of Medical Expenses	28,46,01,285	25,08,89,148
g) Provision for Leave encumbrance and Gratuity	27,02,96,500	10,08,66,324
h) Deduct Recoveries of previous years	(6,79,61,677)	-
(Refer Schedule 27, Note 17, 22 & 26 of Notes to Accounts)		
TOTAL	29,23,07,00,889	28,29,47,29,798


Mayank Kumar Agrawal
Chief Executive Officer


D.P.S. Negi
Member (P)


Anil Srivastava
ADG (B&A)


C.K. Jain
DDG (B&A)

मयंक कुमार अग्रवाल / MAYANK KUMAR AGRAWAL
मुख्य कार्यकारी अधिकारी
Chief Executive Officer
प्रसार भारती सचिवालय
Prasar Bharati Secretariat
भारत सरकार / Govt. of India

D. P. S. NEGI
(Finance & Personnel)
Prasar Bharati Secretariat
New Delhi-110001

अनिल श्रीवास्तव / ANIL SRIVASTAVA
अवर सचिव/अवर
Add. Director General
प्रसार भारती सचिवालय
Prasar Bharati Secretariat
भारत सरकार / Govt. of India
नई दिल्ली / New Delhi

सी.के. जैन / C. K. JAIN
डी.डी.जी. (B&A) सचिव
प्रसार भारती सचिवालय
प्रसार भारती सचिवालय / Prasar Bharati Secretariat
भारत सरकार, नई दिल्ली / Govt. of India, N. D.

	2021-22 (₹)	2020-21 (₹)
SCHEDULE 20- OTHER ADMINISTRATIVE EXPENSES		
Electricity and Power	1,55,08,14,205	2,16,11,61,458
Water Charges	4,83,94,133	4,82,08,250
Rent, Rates and Taxes	24,79,09,789	28,33,56,828
Hiring, Running and Maintenance of Vehicles	35,88,19,227	45,30,51,316
Postage, Telephone and Communication Charges	8,17,92,626	8,98,92,796
Printing and Stationery	8,52,36,653	9,83,78,909
Traveling & Conveyance Expenses- Local	20,12,95,914	18,53,86,478
Traveling -Foreign	70,76,886	39,54,920
Scholarship Stipends	1,76,65,891	1,60,97,240
Auditors Remunerations	8,40,821	52,75,708
Hospitality Expenses	6,92,633	30,63,644
Professional & Security Charges (Armed Guards etc.)	43,63,24,606	58,75,50,386
Provision for Doubtful Debts/ Advances Provisions	(2,11,20,991)	20,30,26,734
Advertisement and Publicity	2,03,99,242	1,38,55,308
Bank Charges	8,86,781	11,32,873
Supplies & Material Consumables	14,19,80,387	21,40,27,328
Other Administrative Expenses	89,23,13,297	1,46,26,88,127
Minor Works and Machinery Equipments, Tools & Plants	1,30,88,88,939	1,16,95,60,100
Goods and Services Tax (GST)	2,02,48,62,767	1,74,92,00,634
Deduct Recoveries of previous years	(30,32,455)	-
Total	7,79,77,24,966	8,55,56,71,311

SCHEDULE 21-PROGRAMME RELATED EXPENSES		
Royalty	14,70,88,062	20,62,51,932
Payment to UK/ PTI/Other News Agencies	12,99,27,580	11,52,82,061
Commissioning of Programme Softwares exp.	11,70,92,772	2,81,81,090
Sport Events Expenses	93,084	4,35,000
Payment to Artists/Professionals(PP & SS etc.)	2,48,86,72,799	1,92,75,87,197
Other Programme Expenses/Other Machines	67,79,44,181	75,53,63,394
3K Package	-	-
h.E. Package	-	-
Spectrum & Space Segment Charges	-	-
Common Wealth Games	-	-
Koosar & Anuragabha Channel	-	52,81,71,434
Kash Channel (HWA)	-	-
SAP	-	-
Deduct Recoveries of previous years	(2,30,168)	-
(Refer Schedule 27, Note 12 of Notes to Accounts)	-	-
Total	3,79,05,28,300	3,97,92,51,211

SCHEDULE 22- SATELLITE & SPECTRUM CHARGES		
Satellite & Spectrum Charges	2,01,20,12,081	1,71,63,48,625
(Refer Schedule 27, Note 2 of Notes to Accounts)	-	-
Total	2,01,20,12,081	1,71,63,48,625

SCHEDULE 23- EXPENDITURE ON GRANTS, SUBSIDIES ETC		
Expenditure on grants	-	-
Total	-	-

SCHEDULE 24- INTEREST EXPENSES		
Interest on Loan- Central Government	1,04,01,34,500	1,03,94,31,649
Interest on Loan or Perpetuity	-	-
Other Penal Interest etc.	40,42,41,913	37,43,54,877
Interest on Loans (other than MCB)	-	-
(Refer Schedule 27, Note 8 to 10 of Notes to Accounts)	-	-
Total	1,46,43,76,413	1,41,37,86,526

SCHEDULE 25- PRIOR PERIOD ADJUSTMENTS & EXCEPTIONAL ITEMS		
Other Income	(1,02,353)	(30,000)
Interest on Term deposits	3,11,89,553	-
Sale of Assets	-	11,493
GST	39,02,200	(11,493)
Other Expenses	54,860	39,37,860
Other Receipts	-	-
Interest on Earmarked Fund	59,74,611	-
Interest on Security Deposits	4,940	12,57,42,797
BRT Expenses	-	1,21,48,435
Power Expenses	7,69,938	16,25,45,325
Telecom Expenses	-	19,58,731
Depreciation	(1,38,89,418)	-
Water	-	7,24,756
(Refer Schedule 27, Note 24 of Notes to Accounts)	-	-
Total	2,79,04,549	15,56,57,920






Mayank Kumar Agrawal
 Chief Executive Officer
 मुख्य कार्यकारी अधिकारी
 प्रसार भारती सचिवालय
 Prasar Bharati Secretariat
 भारत सरकार/Govt. of India
 नई दिल्ली/New Delhi

D. P. S. NEGI
 Member (Finance & Personnel)
 प्रसार भारती सचिवालय
 Prasar Bharati Secretariat
 भारत सरकार/Govt. of India
 नई दिल्ली-110001

Anil Srivastava
 AGO (B&A)

C.K. JAIN
 OGG (B&A)
 जैन / C. K. JAIN
 उप महासचिव
 प्रसार भारती सचिवालय
 Prasar Bharati Secretariat
 भारत सरकार/Govt. of India
 नई दिल्ली/New Delhi

PRASAR BHARATI
SCHEDULES FORMING PART OF BALANCE SHEET AS AT 31.03.2022


SCHEDULE 8- FIXED ASSETS


DESCRIPTION	GROSS BLOCK			Depreciation		Net Block		
	Cost as on 1st April 21	Additions/ Transfers from civil wings during the year 21-22	Deductions/adjustments transfers/ disposal reclassification during the year 21-22	Cost at the year end 31.03.22	For the year 21-22	Cumulative upto 31.03.2022	As at 31st Mar 2022	As at 31st Mar 2021
A. Fixed Assets								
1. Land	3,31,33,384	1,48,750	-	3,32,82,134	-	-	3,32,82,134	3,31,33,384
2. Buildings Others	5,58,46,63,782	4,78,55,073	-	5,63,25,18,855	10,72,49,777	1,53,95,99,359	4,09,29,19,496	4,15,23,14,201
3. Plant Machinery & Equipments								
a) Studios	26,72,51,25,902	4,79,78,162	-	26,77,31,04,064	25,64,34,599	25,73,71,60,616	1,03,59,43,447	1,24,43,99,884
b) Transmitters	40,36,51,63,657	21,96,01,812	-	40,58,47,65,469	71,85,45,724	38,84,03,83,665	1,74,43,81,804	2,24,33,25,716
c) Machinery/Equipments	13,03,50,86,822	59,86,51,101	-	13,63,37,37,923	1,11,04,68,309	9,22,29,24,455	4,41,08,13,468	4,92,26,30,676
d) Electrical Installations	10,26,42,221	67,83,155	-	10,94,25,376	1,11,85,965	4,75,10,856	6,19,14,521	6,62,17,331
4. Vehicles	18,64,81,386	11,500	-	18,64,92,886	2,24,86,943	15,48,92,792	3,16,00,094	5,40,75,537
5. Furniture, Fixtures	37,36,41,676	2,00,24,089	1,38,69,418	37,97,96,347	51,10,038	19,56,23,903	18,41,72,444	18,31,27,811
6. Office Equipments	24,75,34,814	78,96,437	-	25,54,31,251	90,30,381	23,14,38,913	2,39,92,338	2,51,26,282
7. Computers	48,22,40,798	3,45,79,514	-	51,68,20,312	4,45,32,998	46,14,24,357	5,53,95,955	6,53,49,439
8. Other fixed assets Capital Expenditure on various Schemes	9,97,00,67,614	-	-	9,97,00,67,614	640	9,97,00,62,294	5,320	5,961
Total of Current Year (A)	97,10,57,82,056	98,35,29,593	1,38,69,418	98,07,54,42,231	2,28,50,45,374	86,40,10,21,209	11,67,44,21,022	12,98,98,06,221
B CAPITAL WORK-IN-PROGRESS (Refer Schedule 27, Note 23 of Notes to Accounts)	4,91,22,63,716	11,49,44,919	16,72,79,000	4,85,99,29,635	-	-	4,85,99,29,635	4,91,22,63,716
Total(B)	4,91,22,63,716	11,49,44,919	16,72,79,000	4,85,99,29,635	-	-	4,85,99,29,635	4,91,22,63,716
TOTAL	1,02,01,80,45,772	1,09,84,74,512	18,11,48,418	1,02,93,53,71,866	2,28,50,45,374	86,40,10,21,209	16,53,43,50,657	17,90,20,69,937
Previous Year	1,00,87,52,15,259	1,14,28,30,513	54,34,45,254	1,02,01,80,45,772	2,50,90,81,139	81,82,70,39,694	17,90,20,69,937	19,04,81,75,565


Note: The following corrections/adjustments are being incorporated during the FY 2021-22:

1. Excess depreciation amounting to Rs. 392680 charged on Office Equipments in FY 2020-21.
2. Excess depreciation amounting to Rs. 62,03,088 (Rs. 10,33,848 per year from 2015-16 onwards) charged on Building.
3. There was write back of excess depreciation amounting to Rs. 1,38,69,418 on Furniture, Fixtures in the FY 2014-15 (for the FY 2013-14). Due to arithmetic error, it was added in the Gross value of fixed assets in Schedule 8 and no adjustments done regarding the excess depreciation charged in the depreciation amount. Further, the depreciation amounting to Rs. 398004 was less charged on Furniture, Fixtures during the FY 2014-15.


Mayank Kumar Agrawal
Chief Executive Officer


D P S Negi
Member(F)


Anil Srivastava
ADG (B&A)


C K Jain
DDG (B&A)

मयंक कुमार अग्रवाल / MAYANK KUMAR AGRAWAL
मुख्य कार्यकारी अधिकारी
Chief Executive Officer
प्रसार भारती सचिवालय
Prasar Bharati Secretariat
भारत सरकार / Govt. of India
नई दिल्ली / New Delhi

D. P. S. NEGI
Member (Finance & Personnel)
Prasar Bharati Secretariat
New Delhi-110001

अनिल श्रीवास्तव
ANIL SRIVASTAVA
अपर महानिदेशक (बजट एवं लेखा)
Addl. Director General (Budget & Accounts)

सी.के. जैन / C K JAIN
वर महानिदेशक
वर महानिदेशक
(बजट और लेखा/हेड बिलिंग और सामग्रय)
DDG (B&A / Head B&R)
प्रसार भारती सचिवालय / Prasar Bharati Secretariat
भारत सरकार, नई दिल्ली (110001)

SCHEDULE 26- SIGNIFICANT ACCOUNTING POLICIES

1.Method of accounting

The accounts of the Corporation are prepared under the historical cost convention using the accrual method of accounting. On this basis revenue and related assets are recognised when earned and expenses are recognised when the obligation is incurred.

2.Inventory Valuation

Stores and Spares (including machinery spares) are valued at cost.

3.Fixed Assets

Fixed Assets are valued at cost less accumulated depreciation.

Fixed assets are stated at transfer amount in respect of assets transferred to Prasar Bharati and the corresponding credit is to "Loan In Perpetuity".

Transfer of Assets by the Central Government are subject to actual valuation and verifications.

In respect of capital expenditure incurred on different Plan schemes undertaken by AIR and DD all related & associated expenses are capitalized.

4.Method of depreciation

Depreciation is charged on straight line method at rates computed on useful life of the assets prescribed based on the IMG recommendations. Accordingly, the rates adopted are:

Building	:	2.00%
Studio, Transmitter, Machinery & Equipments and Other Fixed assets	:	10.00%
Electrical installation	:	4.00%
Vehicles	:	20.00%
Furniture & Fixtures	:	6.25%
Office Equipments	:	16.67%
Computers	:	33.33%

5. Foreign Currency Transactions

Transaction in foreign currencies are accounted for at the prevailing exchange rates at the date of transactions.

6. License Fee and Consultancy fee

License fee and consultancy fee is recognized when receivable.

7. Debtors

Keeping in view of uncertainty of collection, Interest on delayed payment is recognised in books of accounts on receipts basis from the financial year 2018-19.


Mayank Kumar Agrawal
Chief Executive Officer


D P S Negi
Member (F)
D. P. S. NEGI
Member (Finance & Personnel)
Prasar Bharati Secretariat
New Delhi-110001


Anil Srivastava
अनुसंधान (B&A) सहायक
ANIL SRIVASTAVA
अनुसंधान सहायक (बजट एवं लेखा)
Add. Director General (Budget & Accounts)


C K Jain
DDG (B&A)

Place : New Delhi

Date :

मयंक कुमार अग्रवाल / MAYANK KUMAR AGRAWAL
मुख्य कार्यकारी अधिकारी
Chief Executive Officer
प्रसार भारती सचिवालय
Prasar Bharati Secretariat
भारत सरकार / Govt. of India
नई दिल्ली / New Delhi

सी. के. जैन / C. K. JAIN
अनुसंधान सहायक
(बजट और लेखा) / डी.डी. (B&A) सहायक
DDG (B&A) / Add. DG

**PRASAR BHARATI
SCHEDULES FORMING PART OF THE ACCOUNTS FOR THE YEAR ENDED 31.03.2022**

SCHEDULE 27- NOTES ON ACCOUNTS & CONTINGENT LIABILITIES

1 Prasar Bharati Broadcasting Corporation of India is established as general public utility institution and falls under the category of "Not-for-Profit" Organization. Accordingly, based on Generally Accepted Accounting Practices, and Section-145 of the Income Tax Act, it can follow either cash or mercantile system of accounting. Considering the organization structure and prevalent past practices and the simplicity aspects, cash basis of accounting was being adopted upto 31.03.2005. From 01.04.2005 the accounts are initially compiled on cash basis at field unit level and subsequently converted into accrual basis to the extent possible, based on the information collected from both the Directorates. Prasar Bharati Board, however, decided to give effect to complete switch over from cash to accrual accounting at field units also. In this direction, initially, Prasar Bharati has implemented web based application called Expenditure Monitoring System (EMS) for submitting R&P Account by all field units w.e.f. 01.04.2016. Now, Prasar Bharati has implemented Centralised Accounting Software (CAS) across its all field units alongwith Expenditure Monitoring System (EMS). The complete accounting process will shifted to CAS soon.

2 Contingent Liabilities:

2.1 Claims against the Entity not acknowledged as debts

₹ Nil

2.2 In respect of :

Service Tax

₹ 14.29 crore

Late fee and interest on Spectrum & Space Segment Charges

₹ 2499.71 crore

Recently, the Arbitration Tribunal in a joint award dated 27.7.2020 by two of three learned Arbitrators, have given its award directing the respondent i.e. Prasar Bharati to pay an amount of ₹. 65,10,39,562.00 in three out of five different claims made by the claimant i.e. SIS Live along with a simple interest of 9% p.a. with effect from 1.1.2011 till realization of the payment to the claimant. In the meantime, SIS Live filed an execution petition in the High Court, Delhi (OMP (ENF.) (COMM) 33/2021) for execution of the Majority Award dated 27-07-20 to pay the Principal amount awarded together with interest by Prasar Bharati. Hon'ble High Court passed an order dated 17-05-21 and directed respondent to deposit the entire award amount along with upto date interest with the Registrar General of the Hon'ble High Court. Prasar Bharati calculated the interest and deposited a total of ₹126,33,15,516 (₹ 65,10,39,562 towards Award and ₹ 61,22,75,954 towards simple interest calculated w.e.f. 01.01.2011 to 12.06.2021 @9% per annum) in the High Court on 9-6-21. In view of the deposit made by Prasar Bharati, the High Court directed that the execution of the Award shall remain stayed. M/s SIS Live has filed another case (OMP (COMM) No. 555/2020) in High Court, Delhi against the order. Separately, PB has also filed a petition U/s 34 of the Arbitration and Conciliation Act, 1996 (OMP (COMM) No. 217/2021) seeking setting aside of the award passed by the Arbitral Tribunal to the extent it passed a monetary award against PB and rejected the counter claims of PB. Part Arguments were heard by the High Court on 28.7.2022. The cases were posted to 8.9.2022 for remaining arguments. On 8.9.2022 the Judge did not hold Court and the cases were posted to 11.11.2022.

The amount deposited by Prasar Bharati was directed to be put in a fixed deposit. The High Court has fixed deposit arrangements with LIC Bank which gives interest @ 2% on such deposits. An application filed by SIS Live requesting that the High Court should open an FD in a Bank that offers higher interest is pending.

The deposit amounting to Rs. 126,33,15516 has been shown under the head "Deposit with other Departments" in Current

3 The amount of Fixed Assets transferred at book value to Prasar Bharati by the Central Government is based on Chief Controller of Accounts' letter No. CCA/1&B/2002 dated 3.09.02 and is also subject to physical verification and valuation. The physical verification and valuation of the fixed assets is in process.

4 As the assets are generally disposed-off after completion of its useful life, sale proceeds received from disposal of these assets is considered as profit on sale of fixed assets. The value of the assets sold/disposed of during the year has not been removed from the Gross Block of Assets as the details are not readily available at Prasar Bharati Secretariat level.

5 Grants received from Central Government are treated as Income, which together with internal revenue is utilized to meet expenses.

6 Without prejudice to rights, Prasar Bharati had paid an amount of ₹ 178,71,63,705/- to Service Tax Deptt. during the year 2011-12, in response to their demand vide order No.16/RDM/2011 dt. 05.05.2011 for the years 2003-04 to 2007-08. However, as per Management assessment, no amount was payable. In the Order dated 05.03.2018, CESTAT has completely waived off the penalty and instructed Service Tax Department to re-quantify the service tax liability for those years. The Service tax department has quantified the service tax liability and extended the Cum-Tax-Benefit vide their letter no C.No.:IV(16)Hqrs/Adj/GST-South/PB/148/2018 dated 08.01.2020. The Cum-Tax-Benefit extended by the Service Tax Department has not been accepted by Prasar Bharati. Accordingly, an Appeal had been filed before CESTAT on 23-12-2020 and the same was listed on 07-09-2021. The Tribunal vide their order dated 7.9.2021 condoned the delay in filing and directed to admit and number the appeal.

Since, the whole amount was already charged off in 2011-12, hence the same will be again reflected in the Accounts after the final outcome of the case.

An appeal before CESTAT on 09-02-2021 has also been filed for the case pertaining to the FY 2008-09. The same was listed on 14-07-2021. The Tribunal vide their order dated 9.02.2022 condoned the delay in filing and the appeal application has been allowed.

As on date, both appeal stands admitted before the CESTAT and they will be listed before it in due course.

   
 Mayank Kumar Agrawal D.P. Negi Anil Srivastava C.K. Jain
 Chief Executive Officer Member (Finance & Personnel) ADG (B&A) DDG (B&A)

मयंक कुमार अग्रवाल / MAYANK KUMAR AGRAWAL
 मुख्य कार्यकारी अधिकारी
 Chief Executive Officer
 प्रसार भारती सचिवालय
 Prasar Bharati Secretariat
 भारत सरकार / Govt. of India
 नई दिल्ली / New Delhi

D. P. NEGI
 Member (Finance & Personnel)
 Prasar Bharati Secretariat
 New Delhi-110001

अनिल श्रीवास्तव
 ADG (B&A)
 Addl Director General (Budget & Accounts)

सी.के. जैन / C. K. JAIN
 डी.डी. ऑफिसर
 DDG (B&A) / Hqrs. DGR
 प्रसार भारती सचिवालय / Prasar Bharati Secretariat
 भारत सरकार / Govt. of India
 नई दिल्ली / New Delhi

PRASAR BHARATI

SCHEDULES FORMING PART OF THE ACCOUNTS FOR THE YEAR ENDED 31.03.2022

SCHEDULE 27- NOTES ON ACCOUNTS & CONTINGENT LIABILITIES

In the matter related to refund claim filed by Prasar Bharati, consequent upon order of CESTAT in Appeal No. ST/1228-2011/ST(DB) against O-I-D no. 16/RDN/2011 dt. 05.05.2011 of Service Tax Commissioner, the Assistant Commissioner (GST(South Delhi) Connaught Place Division, as an Adjudating Authority passed an order i.e. O-I-D no. 03-04/2020/DL/GST-South/Palam/2018-19 dt. 30.09.2020 combining the Service Tax dues for the F Y 2003-2004 to 2007-2008 and FY 2008-2009. The copy of this order is received in this office on 12.10.2021. In this order Asstt. Commissioner sanctioned the refund of Rs. 30,65,76,396/- to Prasar Bharati and rejected the remaining claim of Rs. 1,39,61,82,258/-. Further he ordered to recovery of Rs. 30,65,76,396/- out of refund of Rs. 30,65,76,396/- on account of Service Tax dues & Interest.

However, an appeal before Commissioner (Appeal-II), Central Tax EIL, Bhikaji Cama Place has been filed on 03.01.2022, against the order of Asstt. Commissioner dt. 30.09.2020 after consultation with the Advocate on Panel (Prasar Bharati).

7 Service tax demand of ₹ 3.55 crore vide final order no.50762/2019 dated 20.05.2019 received in Prasar Bharati for the period April 2007 to September 2007. Prasar Bharati has filed the appeal in the Supreme Court i.e. CIVIL APPEAL NO. 183 of 2022 (Dairy no. 19504/2020).

The above said appeal is heard and dismissed by Hon'ble Supreme Court on 06 January 2022. Sr. Advocate defending the case has advised to file a review petition in Hon'ble Supreme Court and accordingly with the approval of Competent Authority, Advocate-on-Panel (Prasar Bharati) has been requested to prepare and file the Review Petition on behalf of Prasar Bharati.

8 Interest rate on Capital Loan received from Government during 01.04.2000 to 31.03.2006 was 14.5% p.a., during 1.4.2006 to 31.03.2011 was 11.5% p.a. and from 1.4.2011 onwards is 13.5% p.a. The rate of penal interest is 2.5% per annum.

9 Liability towards interest on Loan from MIB has been provided as per the interest rates mentioned at note -8 above.

10 Ministry of I&B vide its letter dt. 04.06.2018 had conveyed its in-principle approval, based on the decision of the cabinet, for the conversion of the outstanding loan into Grants-in-aid pertaining to the period 2010-11 to 2012-13 and complete waiver of interest and penal interest on the above outstanding loan. However, the decision of the cabinet for the period from 1.4.2010 to 31.3.2013 is yet to be implemented by the Ministry of I & B. The details of outstanding loan, interest & penal interest thereon as on 31.03.2022 are as follows:

Principal Amount	- ₹	9,33,39,00,000
Interest	- ₹	10,69,96,91,574
Penal Interest	- ₹	2,12,81,55,356
Total	- ₹	22,16,17,46,930

11 The age-wise break-up of Sundry debtors as on 31.03.2022 is as under:

	2021-22	2020-21
Sundry Debtors-Less than 3 Years	₹. 89,54,66,064	96,31,34,464
Sundry Debtors-More than 3 Years	₹. 2,03,52,17,334	3,10,77,75,234
Sundry Debtors-Interest on delayed payment	₹. 87,16,02,519	1,01,73,69,168
Total	₹. 3,80,22,86,017	5,08,82,78,865

12 Sundry debtors are inclusive of Service Tax/GST receivable from customers.

13 The doubtful debts exist as on 01-04-2005 (i.e. at the time of change of method of accounting from cash basis to accrual basis) against which legal action had already been initiated for recovery were not reflected in accounts as the extent of doubtfulness is not ascertainable. These debts are accounted for when their collection become certain.

14 There are 61 number arbitration cases and 13 number Court cases pending as on 31-3-2022 and total amount involved is ₹ 527,89,95,034.

15 Keeping in view of uncertainty of collection, Interest on delayed payment is recognised in books of accounts on receipts basis from the financial year 2018-19.

16 Prasar Bharati is exempt from Income Tax as per Clause 238BH under Section-10 of Income Tax Act.

17 Prasar Bharati's contribution towards Leave Salary and Pension in respect of employees on deemed deputation is charged as expenditure.

18 Audit fee payable to C&AG for auditing Prasar Bharati's Accounts for the year 2021-22 has been provided for ₹ 12,00,000.

19 Provision for Spectrum & Space Segment charges have been provided on estimation basis.

20 GST component included in Income from Services (Commercial Revenue), Licence Fee for AIR/DD Towers, DTH Income is ₹ 100.35 crore, ₹ 16.13 crore and ₹ 108.83 crore respectively.

21 Interest on Fixed deposit and flexi deposits of Field offices and on Advances to staff are accounted for as and when received. The quantum of accrued interest cannot be computed due to flexible tenure and interest rates on CLTD accounts and advances.


Mayank Kumar Agrawal
Chief Executive Officer


D P S Negi
Member (F)


Anil Srivastava
ADG (B&A)


CK Jain
DDG (B&A)

मध्यक कृष्ण अग्रवाल / MAYANK KUMAR AGRAWAL
मुख्य कार्यकारी अधिकारी
Chief Executive Officer
प्रसार भारती सचिवालय
Prasar Bharati Secretariat
नई दिल्ली / Govt. of India

D. P. S. NEGI
अनुसंधान एवं परिचालन सचिव
Finance & Personnel Secretary
Prasar Bharati Secretariat
नई दिल्ली-110001
अध्यक्ष महानिदेशक (बजट एवं लेखा)
Add. Director General (Budget & Accounts)

अनिल श्रीवास्तव
ANIL SRIVASTAVA
अध्यक्ष महानिदेशक (बजट एवं लेखा)
Add. Director General (Budget & Accounts)


सी. के. जैन / C. K. JAIN
उप महानिदेशक
बजट और लेखा / डी.डी. (B&A) Head B&A
प्रसार भारती सचिवालय / Prasar Bharati Secretariat
नई दिल्ली / Govt. of India


PRASAR BHARATI
SCHEDULES FORMING PART OF THE ACCOUNTS FOR THE YEAR ENDED 31.03.2022
SCHEDULE 27- NOTES ON ACCOUNTS & CONTINGENT LIABILITIES

22. The payment and recovery of non-interest bearing short term advances to employees are adjusted from Establishment expenditure.
23. Capital Work-in-progress amounting to ₹ 9.07 crore has been capitalized during the year 2021-22. Last Year, the capitalized amount of ₹ 7.65 crore was not incorporated in fixed assets however depreciation on the same was charged in the FY 2020-21. The same has been corrected this year.
24. Details of Prior Period Adjustments done in the Schedule 25 during the FY 2021-22 are as follows:
1. Uncashed cheques amounting to ₹ 1,02,353 issued to vendor were treated as revenue during the FY 2020-21 by CCW, Civil I, Delhi instead of treating them time barred cheque. Fresh cheques have been issued against the time barred cheque during the FY 2021-22.
 2. The Interest amounting to ₹ 3,11,69,551 was not credited/booked during the previous years (₹ 80,56,911 for the period from 2013-2019 of ADG (WZ), Mumbai, ₹ 2,13,02,863 of CCW, Chennai, ₹ 18,09,777 of CCW, Electrical Division II).
 3. Excess GST Expenditure amounting to Rs. 39,02,200 was shown in last FY 2020-21 BY AIR, Raipur. It is adjusted with the current year expenditure in Receipt and Payment Account.
 4. Fixed Assets amounting to Rs. 54,860 (Computer: ₹ 46,060 , Office Equipment : ₹ 8,800) was not capitalized and shown as expenditure during the FY 2020-21 by DOK, Sikhar.
 5. Excess Interest on Endowment Fund amounting to Rs. 59,74,631 was charged during the FY 2020-21.
 6. The power expenses was shown on net basis during the FY 2019-20 & 2020-21 of AIR (Tirunelveli) due to the fact that power expenses amounting to ₹ 44,881 was set off by Refund of Security Deposits amounting to ₹ 39,941 and interest earned on Security Deposits amounting to ₹ 4,940. Further, the Electricity Deposits was adjusted with power expenses amounting to Rs. 8,14,819 by 11 offices of AIR, Directorate.
 7. There was write back of excess depreciation amounting to ₹ 1,38,69,416 on Furniture, Fixtures in the FY 2014-15 (for the FY 2013-14). Due to arithmetic error, it was added in the Gross value of fixed assets and no adjustments done in the Depreciation. The excess addition in gross value is now being corrected through Prior Period Adjustments.
25. New format of Receipt and Payment Accounts has been implemented from the FY 2021-22 for proper classification of expenses. Hence, the necessary adjustments have been made in the schedules and wherever required in accordance with New Receipt and Payment Account.
26. Provision of Rs.16.02 crore and Rs.12.49 crore in respect of "Other Departmental Loans/Advances" and "Inventories" respectively under Current Assets had been provided during the year 2014-15 as item/ party wise details of these are not available and the amount was being carried forward.
27. Provision for contribution towards NPS and interest thereon as on 31.03.2022 is ₹. 75635. This provision represents the Employee and Employer's contribution and interest thereon which has not yet been transferred to National Securities Depository Ltd. (NSDL) though the amount has been kept in separate bank Account.
28. The provision for Leave Encashment and gratuity payable to employees recruited by Prasar Bharati on or after 05.10.2007 have been provided for in the books of accounts on the basis of actuarial valuation reports. The liabilities have been calculated as per 'CCS Pension Rules 1972'. The details of provision made up to the financial year 2021-22 is as follows:
- | | |
|------------------|-------------------|
| Gratuity | - ₹ 53,19,22,761 |
| Leave Encashment | - ₹ 58,39,99,042 |
| Total | - ₹ 111,59,21,803 |
29. The payment instruments amounting to ₹ 95,97,410 received for hiring of slot over DTH platform during the year 2013-14 were not actually realized due to fraudulent instruments. The matter is subjudice. The same had been accounted for as prior period income and provision equivalent to full amount was made during the year 2018-19.
30. The unspent amount of Grants-in-aid payable to the Ministry has been shown separately as current liabilities.
31. As per the advice of CAG, the amount received from MHA has been shown separately in Schedule 3 as earmarked fund. During the FY 2021-22, excess interest amounting to ₹ 12,60,703 paid to MHA.
32. In Receipts & Payments Accounts, the revenue share paid to other agencies has been shown under 'Programme Expenses'.
33. The amount receivable as Grants-in-aid salary has been shown separately as current assets.


 Mayank Kumar Agrawal
 Chief Executive Officer


 D P S Negi
 Member (F)


 Anil Srivastava
 ADG (B&A)


 C K Jain
 DDG (B&A)

Place: New Delhi
 Date :

D. P. S. NEGI
 Member (Finance & Personnel)
 Prasar Bharati Secretariat
 New Delhi-110001

ANIL SRIVASTAVA
 महाविदेशक (बजट एवं लेखा)
 प्रसार भारती महाविदेशक (बजट एवं लेखा)
 प्रसार भारती महाविदेशक (बजट एवं लेखा)
 प्रसार भारती महाविदेशक (बजट एवं लेखा)

मयंक कुमार अग्रवाल / MAYANK KUMAR AGRAWAL
 मुख्य कार्यकारी अधिकारी
 Chief Executive Officer
 प्रसार भारती सचिवालय
 Prasar Bharati Secretariat
 भारत सरकार / Govt. of India
 नई दिल्ली / New Delhi

अनिल श्रीवास्तव / ANIL SRIVASTAVA
 महाविदेशक (बजट एवं लेखा)
 प्रसार भारती महाविदेशक (बजट एवं लेखा)
 प्रसार भारती महाविदेशक (बजट एवं लेखा)
 प्रसार भारती महाविदेशक (बजट एवं लेखा)

Receipt & Payment Account for the year 2021-22

(Figures in Rs.)

S.No.	Receipts	NR	DD	FB	Total
I.	Opening balances				
	Cash in Hand	6,21,100	2,42,911		8,64,011
	Imprest	38,70,184	47,02,659	1,00,000	86,72,843
	Bank Balance				
	(i) Salary A/c including CLTD	9,08,97,253	16,67,61,457	3,39,88,659	25,13,47,365
	(ii) CFDL Account				
	(iii) Deposit works Account including CLTD/FDR				
	(iv) Funded Deposits/CLTD A/c (to be used only by Release Section)	1,43,67,32,720	14,78,09,717	22,38,80,88,921	23,66,26,31,258
	(v) C.P. Fund/NPS A/c (including TORs) only by NPS Section of Prasar Bharati	0	0	36,765	36,765
	(vi) Old GAE (EMD, SD, Other Kendras/Kashr)	6,17,37,100			6,17,37,100
	(vii) GST Jointly for Nodal Officers				
	(viii) TSA Account				
	(ix) Receipt A/c	17,32,17,925	4,75,74,775	7,19,77,221	49,25,89,871
	(x) Balance in all other accounts (GAE), if not closed on far	42,28,35,459	21,93,33,031	3,69,38,63,005	4,33,60,31,575
II.	Grants/Funds Received from Govt of India				
	Grants in Aid - Salary	0	0	34,85,28,00,000	34,85,28,00,000
	Salary - SAP	0	0	0	0
	BIND Scheme				
	(i) Grant in Aid for creation of Capital Assets	0	0	1,07,06,00,000	1,07,06,00,000
	(ii) Grant in Aid - General (Content)	0	0	26,63,00,000	26,63,00,000
	(iii) SAP	0	0	0	0
	Funds received from other Ministries/ Depts	0	0	11,25,82,030	11,25,82,030
III.	Inter Current A/c transfer by PB				
	(a) Funds received from PB				
	(i) Salary A/c	12,86,81,00,002	12,48,54,06,082	55,19,000	25,35,85,77,074
	(ii) Salary - SAP	0	0	1,60,000	1,60,000
	(iii) CFDL	6,17,07,31,219	7,97,35,07,881	20,99,38,529	14,34,51,79,839
	(iv) Bind Scheme			0	0
	(a) Creation of Capital Assets (Content)	22,88,11,515	22,09,68,141	0	44,88,79,656
	(b) General	36,90,59,684	80,79,69,923	0	1,17,70,29,605
	(c) SAP	5,00,000	0	0	5,00,000
	(b) C/P/NPS/NBA/Computer	3,60,45,487	4,47,18,552	0	8,07,64,039
	(c) Funds Received from other Stations / Kendras	23,26,65,247	16,88,82,401	0	40,05,45,648
	(d) Funds Received on behalf of other Stations / Kendras	73,44,874	9,32,27,311	16,30,67,01,168	16,90,72,73,353
IV.	Interest Received including TDS deducted by Third Parties				
	(a) On Bank Deposits (FDR/CLTD)	7,57,43,307	1,67,02,647	74,17,82,912	83,34,28,866
	(b) Loans & Advances (Employees)			0	0
	(i) H & A	11,03,910	2,76,253	0	14,39,863
	(ii) Computer	50,80,081	2,17,797	0	52,97,878
	(iii) Others interest from employees	7,81,350	4,10,683	0	11,91,949
	(c) Interest Paid by third parties on Security Deposit (Electronic / Tel / Telephor	16,36,592	6,42,741	0	22,79,333
	(d) any other interest receipts	1,87,543	1,26,638	0	3,14,153
V.	Income where GST is applicable (Annexure to be filled)				
	(a) Income from Sales				
	(i) Commercial Receipts	2,51,86,13,518	4,11,03,96,312	0	6,62,90,09,830
	(ii) Sale of Archival Content	51,54,913	(2,406)	0	51,67,319
	(iii) Interest from Debtors	9,663	0	0	9,663
	(iv) Any other taxable (GST) Sales	80,076	80,778	0	1,60,854
	(b) DTH Services				
	(i) DTH income	0	8,10,36,70,822	0	8,10,36,70,822
	(ii) Interest on debtors	0	0	0	0
	(c) LF for Towers				
	(i) Rent/L. Fee of Towers	56,29,37,151	46,10,57,727	0	1,02,39,94,878
	(ii) Interest from debtors	0	0	0	0
	(d) Income from Services				
	(i) Professional/Consultancy Services	88,972	590	0	89,562
	(ii) Interest from debtors	0	0	0	0
	(iii) Others services	3,27,254	85,326	0	4,12,580
	(e) Sale/disposals of Assets				
	(i) Own Assets	3,10,43,069	4,31,57,688	0	5,41,96,757
	(ii) Assets acquired from Govt. Grants	9,33,69,939	2,33,81,526	0	11,67,42,465
	(iii) Assets acquired prior to 1.4.2000	5,38,71,837	2,56,19,232	0	7,94,91,059
	(iv) Others receipts including sale proceeds of items purchased from GAE	14,94,836	1,08,91,388	0	1,23,86,224
	(f) Amount received from Third Parties for work				
	(i) Amount received from Third Parties for work	42,98,01,797	5,07,36,916	0	48,05,38,713
	(g) Amount received for imparting Training				
	(i) Amount received for imparting Training	3,89,827	3,69,530	0	11,59,397
	(ii) Accommodation Charges	14,98,764	0	0	14,98,764
	(h) Other Taxable Receipts				
	(i) Addition Fees	1,48,820	2,000	0	3,50,820
	(ii) Rent of Studio/other instruments	1,00,350	0	0	1,00,350
	(iii) Rent of Rest House (if taxable)	1,54,456	0	0	1,54,456
	(iv) Liquidated damages received from suppliers/service providers	24,08,147	1,49,870	0	25,58,017
	(v) Misc Receipts	55,87,015	16,66,598	0	72,53,613


Mayank Kumar Agrawal
Chief Executive Officer


D P S Negi
Member (F)


Anil Srivastava
ADG (B&A)


C K Jain
DDG (B&A)

मयंक कुमार अग्रवाल / MAYANK KUMAR AGRAWAL
मुख्य कार्यकारी अधिकारी
Chief Executive Officer
प्रसार भारती सचिवालय
Prasar Bharati Secretariat
भारत सरकार, नई दिल्ली / Govt. of India
New Delhi

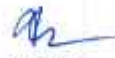
D. P. S. NEGI
Member (Finance & Personnel)
Prasar Bharati Secretariat
New Delhi-110001

अनिल श्रीवास्तव
ANIL SRIVASTAVA
अध्यक्ष महानिदेशक (बजट एवं लेखा)
Addl Director General (Budget & Accounts)

श्री. डॉ. जय / C. K. JAIN
उप महानिदेशक
(बजट और लेखा) / डी.डी. (B&A) / हेड B&R
DDG (B&A) / Head B&R
प्रसार भारती सचिवालय / Prasar Bharati Secretariat
भारत सरकार, नई दिल्ली / Govt. of India, N. D.

S.No.	Receipts	AR	DD	FS	Total
VI.	Others Receipts				
	(a) Security Deposit/Earned Money	6,35,28,188	1,49,96,191	0	7,85,24,379
	(b) Refund of Security Deposit to Prasar Bharati	46,15,235	10,08,438	0	56,23,673
	(c) Refund of Advances by Employees				
	(i) HRA	38,10,051	29,21,152	0	67,31,203
	(ii) Computer Advances	24,33,947	84,752	0	25,18,699
	(iii) Other Advances	24,05,966	5,13,168	0	29,19,134
	(d) License fee) rent Staff Quarter	3,18,41,304	1,37,22,450	0	4,55,63,754
	(e) Electricity/Water charges from employees	38,29,437	30,70,477	0	68,99,914
	(f) Non taxable rent Rest House/Tourist Bungalow	26,16,118	13,32,185	0	39,48,303
	(g) any other non taxable receipts	4,84,39,757	45,61,968	1,68,420	5,31,70,145
VII.	Receipts Adjustable by Others (Parking Heads)				
	(a) Tax Deducted/Collected at Source				
	(i) Employees	19,01,23,787	23,18,38,887	0	42,19,62,674
	(ii) Contractors	1,81,67,200	59,32,840	0	2,40,99,040
	(iii) GST - YDS	1,10,72,871	28,71,992	0	1,39,44,863
	(iv) TCS	20,33,406	5,38,036	0	25,71,442
	(v) Any other	78,31,417	32,32,428	0	1,10,63,845
	(b) Amount Adjustable by PAOs/ Other Offices				
	(i) HRA	1,94,542	8,933	0	2,03,475
	(ii) Computer advance	4,89,821	3,87,887	0	8,77,708
	(iii) License fee	17,58,473	17,07,910	0	34,66,383
	(iv) NPS	8,13,26,254	3,39,78,736	0	11,53,04,990
	(v) Professional tax	21,20,347	32,54,309	0	53,74,656
	(vi) CGEBIS /GIS	10,11,133	23,30,170	0	33,41,303
	(vii) GPF	27,50,62,311	32,03,10,838	0	59,53,73,149
	(viii) Amount received on behalf of other Kendra	0	0	0	0
	(ix) Others	3,21,04,533	3,44,51,123	0	6,65,55,656
	Total Receipts	26,51,97,07,858	35,91,56,51,810	70,54,50,97,726	1,33,01,98,57,395


Mayank Kumar Agrawal
Chief Executive Officer


D. P. S. Negi
Member (F)


Anil Srivastava
अनिल श्रीवास्तव
ANIL SRIVASTAVA


C. K. Jain
DDG (B&A)

मयंक कुमार अग्रवाल/MAYANK KUMAR AGRWAL
मुख्य कार्यकारी अधिकारी
Chief Executive Officer
प्रसार भारती सचिवालय
Prasar Bharati Secretariat
भारत सरकार/Govt. of India
नई दिल्ली/New Delhi

D. P. S. NEGI
Member (Finance & Personnel)
Prasar Bharati Secretariat
New Delhi-110001

अपर महानिदेशक (बजट एवं लेखा)
Addl. Director General (Budget & Accounts)

सी. के. जैन/C. K. JAIN
उप महानिदेशक
(बजट और खाता/डेड मिलिंग और सामंजस्य)
DDG (B&A / Head B&R)
प्रसार भारती सचिवालय/Prasar Bharati Secretariat
भारत सरकार, नई दिल्ली, भारत, of Govt. N. D.

Receipt & Payment Account for the year 2021-22

(Figure in Rs.)

S.No.	Payments	AR	DD	FB	Total
I.	Establishment Expenditure				
	(i) Salary (Government Employees)	12,59,25,18,440	12,58,25,67,348	49,97,721	25,18,00,19,506
	(ii) Salary (Prasar Bharati Employees)	1,08,24,43,266	84,44,39,927	67,16,219	1,93,36,01,412
II.	Administrative Expenditure				
	(i) OAC Station/Rentals	3,44,89,40,761	2,67,98,83,604	6,60,56,728	6,31,48,81,094
	(ii) OAC B/W	4,18,82,530	6,44,89,617	0	10,63,47,147
III.	Programme Expenses				
	(i) Expenditure from BBR	1,28,05,26,346	56,26,10,856	1,79,80,7852	3,90,89,63,054
	(ii) Expenditure from Government Grant	18,61,53,708	80,76,46,701	0	89,38,00,409
IV.	Inter Current A/C transfer of funds				
	(i) To Prasar Bharati	3,65,59,92,312	12,83,63,71,206	1,84,921	16,49,25,48,439
	(ii) To Other stations/centres etc.	17,65,62,469	3,04,61,242	2,71,24,414	23,38,58,525
	(iii) CPE/WPI/HBA/Computer	35,89,830	392,9796	0	55,15,635
	(iv) Refund of Surplus Money to PR (BRR)	2,60,84,221	10,25,60,374	0	13,36,44,595
	(v) Transfer of fund received on behalf of other Centres	27,98,286	7,71,67,471	41,45,84,54,707	41,53,84,21,154
V.	Expenditure on Fixed Assets				
	Expenditure on Fixed Assets	66,42,65,745	26,26,12,106	43,22,801	93,11,40,652
VI.	Expenditure on Endowment fund / Specific fund				
	(i) M.H.A.	0	12,74,24,369	0	12,74,24,369
	(ii) Other Ministry	0	0	0	-
	(iii) Other Department	0	0	0	-
VII.	Refund of Surplus Money/loan and interest thereon				
	(i) Loan repaid to MBI	0	0	0	-
	(ii) Surplus money transfer to MBI	74,82,116	1,26,21,640	40,166	2,01,46,882
	(iii) Interest on Unspent Grants	0	0	21,22,814	21,22,814
	(iv) Other Ministries	0	0	4,76,79,290	4,76,79,290
VIII.	Finance Charges				
	(i) Interest on Loans (Other than MBI)	0	0	0	-
	(ii) Other Payments	96,578	21,922	0	1,18,500
	(iii) Bank Charges	4,75,266	2,62,995	0	7,38,261
IX.	Advances to staff				
	(i) HSA	29,06,107	0	0	29,06,107
	(ii) Computer Advances	11,97,684	9,50,000	0	21,47,684
	(iii) other advances	0	25,000	9,554	34,554
X.	Other Payments				
	(i) Refund of SE/EM	7,11,27,127	1,82,01,676	1,76,726	8,95,05,474
	(ii) Security Deposit made by Prasar Bharati	8,54,972	1,26,24,21,764	0	1,26,42,86,736
	(iii) Exp. On deposit works (Third party)	43,74,27,060	7,20,13,476	0	50,94,50,636
	(iv) GST (Only for NGOs)	42,29,91,152	1,60,99,58,069	0	2,03,29,49,221
	(v) Income Tax/TDS deducted by third parties (recoverable from Income Tax Department)	24,61,487	18,70,932	-44,38,903	-1,06,484
	(vi) Others	38,13,750	40,64,389	0	79,78,139
XI.	Payments made to Others (Parking heads)				
	(a) Tax Deducted/Collected at Source				
	(i) Employers	19,01,70,644	21,38,11,614	0	42,39,82,258
	(ii) Contractors	1,89,07,325	39,46,363	0	2,48,53,688
	(iii) GST - TDS	1,12,78,508	28,07,630	0	1,40,85,938
	(iv) TDS	20,32,028	4,95,100	0	25,27,128
	(v) any other	69,99,111	70,10,620	0	1,90,09,731


Mayank Kumar Agrawal
Chief Executive Officer


D.P.S. Negi
Member (F)


Anil Srivastava
ADG (B&A)


C.K. Jain
DDG (B&A)

मयंक कुमार अग्रवाल / MAYANK KUMAR AGRAWAL
मुख्य कार्यकारी अधिकारी / Chief Executive Officer
प्रसार भारती शक्तिवालय
Prasar Bharati Secretariat
भारत सरकार / Govt. of India
नई दिल्ली / New Delhi

D. P. S. NEGI
Member (F)
Prasar Bharati Secretariat
New Delhi-110001

अनिल श्रीवास्तव
ANIL SRIVASTAVA
अवर महानिदेशक (बजट एवं लेखा)
Addl. Director General (Budget & Accounts)

सी. के. जैन / C. K. JAIN
उप महानिदेशक
(बजट और लेखा) / Addl. Director General (B&A)

S.No.	Payments	AIR	DD	PB	Total
(B) Amount Adjustable by PACs/ Other Offices					
(i) HSA		1,94,542	7,818	0	2,02,360
(ii) Computer advance		4,90,000	3,87,883	0	8,77,883
(iii) License fee		17,90,118	37,78,915	0	55,69,033
(iv) NPS/CPF		4,73,98,261	2,35,40,450	0	7,09,38,711
(v) Professional tax		21,14,197	34,30,541	0	55,44,738
(vi) CBEGS /GIS		10,07,485	2930170	0	39,37,655
(vii) GPF		12,10,60,521	31,03,10,858	0	43,13,71,389
(viii) Others		3,02,42,459	3,34,63,825	0	6,37,06,284
(C) Closing Balances					
Cash in Hand		1,33,281	1,87,689	0	3,20,970
Imprest		17,38,189	12,56,208	1,00,000	30,94,407
Bank Balance					
(i) Salary A/c including CLT		27,41,20,399	11,25,87,118	2,37,41,67,848	4,00,48,555
(ii) C/Ds Account		10,63,83,943	20,34,87,332	3,26,75,05,052	3,37,74,56,327
(iii) Deposit works Account including CLD/VDA		33,86,59,505	18,29,07,351	99,735	52,15,96,651
(iv) Fixed Deposit/CLTD A/c (used only by Release section)		31,88,89,293	1,29,50,379	18400000000	18,73,18,35,663
(v) C.P.Fund/NPS A/c (including FDI) Only by NPS Section of Prasar Bharati		20,86,400	0	75,633	21,62,033
(vi) Old OAE (EMO, SD, Other Kendra /Kashir)		26,29,80,340	5,02,18,781	0	31,31,99,121
(vii) GST (only for Nodal Officers)		1,55,06,446	18,14,407	0	1,73,20,853
(viii) TSA Account		0	0	0	0
(ix) Receipt A/c		20,11,72,718	6,20,60,174	6,92,71,110	33,05,04,002
(x) Balance in all other accounts, if, not closed so far		12,85,61,232	12,07,94,467	4,69,46,12,749	29,62,98,448
Total Payments		26,56,97,07,850	35,91,50,51,810	70,54,50,97,726	1,33,01,98,57,385


Mayank Kumar Agrawal
Chief Executive Officer


D. P. S. Negi
Member (F)


Anil Srivastava
ADD (B&A)


C. K. Jain
DDG (B&A)

कुमार अग्रवाल / MAYANK KUMAR AGRAWAL
मुख्य कार्यकारी अधिकारी
Chief Executive Officer
प्रसार भारती सचिवालय
Prasar Bharati Secretariat
भारत सरकार / Govt. of India
नई दिल्ली / New Delhi

D. P. S. NEGI
Member (Finance & Personnel)
Prasar Bharati Secretariat
New Delhi-110001


अनिल श्रीवास्तव
ANIL SRIVASTAVA
उप महानिदेशक (बजट एवं लेखा)
Add. Director General (Budget & Accounts)

सी. के. जैन / C. K. JAIN
उप महानिदेशक
(बजट और लेखा / हेड विंग और सामंजस्य)
DDG (B&A / Head B&R)
प्रसार भारती सचिवालय / Prasar Bharati Secretariat
भारत सरकार, नई दिल्ली / Govt. of India, N. D.


Annexure for Accounts for the year 2021-22

Annexure - I
(Figures in Rs.)

1 Establishment Expenses	AIR	DD	PB	Total
(a) Salary				
(i) Salary	13,27,31,95,372	12,99,81,03,776	61,14,373	26,27,74,13,521
(ii) Wages	2,66,69,431	6,66,40,168	0	9,33,09,599
(iii) LTC	3,71,29,839	3,14,65,038	0	6,85,94,877
(iv) Leave Encashment on LTC	1,85,67,455	2,54,27,989	0	4,39,95,444
(v) Honorarium	6,42,264	16,48,776	0	22,91,040
(vi) Bonus	4,61,81,314	6,09,65,837	0	10,71,47,151
(vii) Leave Salary Contribution	86,32,001	2,08,37,717	0	2,94,69,718
(viii) Pension Contribution	26,97,867	1,03,19,160	0	1,30,17,027
(b) Pensionary Charges				
(i) Leave encashment (retirement)	17,94,434	39,35,132	0	57,29,566
(ii) Gratuity	32,03,373	33,40,800	0	65,44,173
(iii) Employer Contributions of CPF/NPS	11,67,95,997	9,82,99,711	0	21,50,95,708
(iv) Provisional payments	1,00,424	7,94,140	0	8,94,564
(v) Other pensionary charges if any	1,400	13,46,320	0	13,47,720
(c) Other payments				
(i) Medical	13,55,24,183	12,73,77,294	54,59,564	26,83,61,041
(ii) OTA	6,76,849	1,75,021	0	8,51,870
(ii) Staff Welfare Expenses	2,73,35,313	2,00,04,546	0	4,73,39,859
(d) SAP	39,714	0	1,40,003	1,79,717
(e) Deduct Recoveries of previous years	-2,42,23,524	-4,37,38,153	0	-6,79,61,677
Total	13,67,49,63,706	13,42,69,43,272	1,17,13,940	27,11,36,20,918


Mayank Kumar Agrawal
Chief Executive Officer


मयंक कुमार अग्रवाल/MAYANK KUMAR AGRAWAL
मुख्य कार्यकारी अधिकारी
Chief Executive Officer
प्रसार भारती सचिवालय
Prasar Bharati Secretariat
भारत सरकार/Govt. of India
नई दिल्ली/New Delhi


D P S Negi
Member (F)

D. P. S. NEGI
Member (Finance & Personnel)
Prasar Bharati Secretariat
New Delhi-110001


Anil Srivastava
ADD (B&A)

ANIL SRIVASTAVA
अपर महानिदेशक (बजट एवं लेखा)
Add Director General(Budget & Accounts)


C K Jain
DDG (B&A)

सी. के. जैन/G. K. JAIN
उपर महानिदेशक
(बजट और लेखा/डेप्टी डिप्टी गेनरल सचिव)
DDG (B&A / Head B&R)
प्रसार भारती सचिवालय/Prasar Bharati Secretariat
भारत सरकार, नई दिल्ली/Govt. of India, N. D.

Sr. No.	Other Administrative Expenses (Office)	AIR	DD	PB	Total
1	Domestic Travel Expenditure				
	(i) Tour	3,51,28,243	4,28,08,304	11,75,426	7,91,11,973
	(ii) Transfer	6,32,22,526	5,97,50,084	-	12,29,72,610
2	Foreign Travel Expenditure				
	(i) Normal	9,69,069	52,43,845	-	62,12,914
	(ii) Permanent Correspondence	-	-	-	-
3	Rent Rates & Taxes				
	(i) Normal	7,29,24,311	4,57,28,565	-	11,86,52,876
	(ii) Special, other taxes including property tax, Municipal tax etc.	4,18,62,867	3,41,20,773	-	7,59,83,640
4	Advertising and Publicity	2,76,120	2,02,66,007	-	2,05,42,127
5	Security				
	(i) Security Management	26,74,83,641	17,23,73,425	-	43,48,57,066
	(ii) Advocate Fee	1,71,150	-	-	1,71,150
	(iii) Chartered Accountant	-	-	-	-
	(iv) Auditor Fees	-	-	-	-
	(v) Other Professionals	12,96,480	-	-	12,96,480
6	Office Expenses				
	a) Water Charges	2,59,88,769	2,17,54,627	650837	4,83,94,333
	b) Power Supply	-	-	-	-
	(i) Electricity Charges	1,23,01,32,459	63,44,96,653	-	1,86,46,29,152
	(ii) Fuel Charges for power supply	9,57,18,642	3,21,67,537	-	12,78,86,179
	c) Information Technology				
	(i) AMC for IT related equipments	1,85,50,418	1,34,67,826	659630	3,26,77,874
	(ii) Other Expenses	3,31,96,781	2,84,86,431	4957965	6,66,41,077
	d) Postage	43,40,894	24,10,767	21830	67,73,291
	e) Telephone / Internet				
	(i) Mobile	60,13,709	76,40,854	548228	1,42,02,791
	(ii) Landline	3,97,53,718	1,76,88,147	866754	5,83,08,619
	(iii) Internet Charges	37,83,035	17,25,090	0	55,08,125
	f) Insurance				
	(i) Land and Buildings	4,41,740	1,875	0	4,43,615
	(ii) Plant & Machinery	48,529	28,579	0	77,108
	(iii) other items if any	51,293	77,692	4885	1,33,660
	g) Printing & Publicity	38,54,801	45,20,728	82000	84,57,529
	h) Stationery items	3,59,58,566	2,13,24,410	1599708	5,88,82,682
	i) Consumables items	8,62,97,845	4,89,44,020	4444747	13,96,86,612
	j) Local Conveyance	23,56,867	6,34,610	52200	30,43,677
	k) News Paper, books & Magazines	1,14,24,293	54,95,883	975268	1,78,96,442
	l) AMC for office equipments	1,44,55,071	26,16,642	34137	1,71,05,850
	m) Other Misc Expenses	4,61,04,951	1,79,02,835	5303463	6,93,11,249
	n) Payment to Casuals	38,19,83,776	31,18,38,736	28768583	72,25,91,095
	o) Liveries	6,30,017	12,84,602	0	19,14,619
	p) Commission paid to brokers for sale of assets/scrap	2,94,279	8,35,385	0	11,29,664
7	Stipend and Scholarship	61,86,075	52,05,319	1683683	1,30,75,057
8	Motor Vehicle				
	(i) Hiring Charges	16,41,61,493	12,54,36,144	10249687	29,98,47,324
	(ii) Fuel Charges	1,86,87,739	1,07,46,591	1855456	2,90,89,886
	(iii) Repairs & Maintenance	90,63,127	1,15,04,066	355553	2,09,02,746
9	Hospitality				
	(i) Amount remitted to employees	47,36,413	29,61,787	526523	82,24,723
	(ii) By office, such as gifts and other entertainment expenses etc	25,80,201	20,68,277	1460589	61,09,067
	(iii) Seminar / Workshop / Training	9,22,641	1,38,039	0	10,60,680
10	Minor Works				
	(i) Routine	46,80,31,174	15,05,75,509	0	61,86,06,683
	(ii) Special	9,88,07,086	1,06,97,968	0	10,95,05,054
11	METP				
	(i) Routine	12,21,88,508	17,39,20,135	0	29,61,08,643
	(ii) Special	17,80,85,326	8,51,28,044	0	26,32,13,370
12	Satellite				
	(i) Satellite Payment	9,58,738	63,14,23,343	0	63,23,82,081
	(ii) Makeup Materials	51,378	-	0	51,378
	(iii) Booking of Halls for functions	-	-	0	-
	(iv) Hiring Studios/Equipments for Studios	-	-	0	-
13	Swatch Action Plan (Blind)	5,84,900	-	0	5,84,900
14	Deduct Recoveries of previous years	(19,36,404)	(10,96,046)	0	(30,32,450)
	Total	3,59,08,23,295	2,76,43,45,218	6,60,56,728	6,42,12,25,241

Mayank Kumar Agrawal
Chief Executive Officer

D P S Negi
Member (F)

Anil Srivastava
ADG (B&A)

C K Jain
DDG (B&A)

मयंक कुमार अग्रवाल / MAYANK KUMAR AGRAWAL
मुख्य कार्यकारी अधिकारी
Chief Executive Officer
प्रसार भारती सचिवालय
Prasar Bharati Secretariat
भारत सरकार / Govt. of India
नई दिल्ली / New Delhi


D. P. S. NEGI
Member (Finance & Personnel)
Prasar Bharati Secretariat
New Delhi-110001


अनिल श्रीवास्तव
ANIL SRIVASTAVA
अवर महानिदेशक (बजट एवं लेखा)
Addl. Director General (Budget & Accounts)


डॉ. जे. एन. सी. जैन / C. K. JAIN
उप महानिदेशक
DDG (B&A / Head B&R)
प्रसार भारती सचिवालय / Prasar Bharati Secretariat
भारत सरकार, नई दिल्ली / Govt. of India, N. D.

Program Expenses (Plan and non Plan) for the Period : 4-2021 to 3-2022					
					(Figures in Rs.)
Sr.No.	Particulars	AIR	DD	PB	Total
1	Royalty	14,72,25,060	14,76,000	-	14,87,01,060
2	Payment to UNI/ PTI/Other News Agencies	2,77,62,449	10,41,14,807	-	13,18,77,256
3	Programme Expenses / Stringers (Commissioning/acquisitioned)	5,40,869	25,37,09,149	5,32,30,838	30,74,80,856
4	RNU Programme Expenses / Stringers (Commissioning/acquisitioned)	46,32,935	1,51,72,821	-	1,98,05,756
5	PP&SS (Payment to Artists, guests etc.)	23,63,94,487	64,12,38,735	48,86,280	88,25,19,502
6	Payment to Casual Assignes / Resource persons	68,05,93,354	18,46,62,575	17,73,870	86,70,29,799
7	RNU PP&SS (Payment to Artists, guests etc.)	3,07,58,107	3,16,54,787	-	6,24,12,894
8	Remuneration/Fee to Contractual	4,93,65,189	68,79,89,442	5,89,10,938	79,62,65,569
9	Share of Other Agencies in Revenue Sharing arrangements	-	2,73,548	-	2,73,548
10	Scenic material / Makeup Material	6,83,99,343	10,85,41,253	-	17,69,40,596
11	Vehicle Running Expenses (programme)	-	-	-	-
12	RNU Vehicle Running Expenses (programme)	-	2,42,654	-	2,42,654
13	Hiring Charges of Camera DSNG / Studio / Hall etc.	74,55,894	1,37,57,692	-	2,12,13,586
14	Other Programme Expenses	19,39,96,659	19,89,66,563	54,24,257	39,83,87,479
15	RNU Other Programme Expenses	90,51,782	2,55,14,689	-	3,45,66,471
16	Expenses on VIP coverage	-	2,34,33,710	-	2,34,33,710
17	Professional / Arbitration / Legal / Audit / CA Charges	1,07,21,686	1,95,59,540	15,81,669	3,18,62,895
18	Deduct Recoveries of previous years	-2,17,760	-32,408	-	-2,50,168
19	SAP	-	-	-	-
	Total	1,46,66,80,054	2,31,02,75,557	12,58,07,852	3,90,27,63,463


Mayank Kumar Agrawal
Chief Executive Officer


D P S Negi
Member (F)


Anil Srivastava
ADG (B&A)


C K Jain
DDG (B&A)

मयंक कुमार अग्रवाल/MAYANK KUMAR AGRAWAL
मुख्य कार्यकारी अधिकारी
Chief Executive Officer
प्रसार भारती सचिवालय
Prasar Bharati Secretariat
भारत सरकार/Govt. of India
नई दिल्ली/New Delhi

D. P. S. NEGI
Member (Finance & Personnel)
Prasar Bharati Secretariat
New Delhi-110001

अनिल श्रीवास्तव
ANIL SRIVASTAVA
अपर महानिदेशक (बजट एवं लेखा)
Addl. Director General (Budget & Accounts)

श्री. के. जैन/C. K. JAIN
उप महानिदेशक
(बजट और खाता/डेप्ट निदेशक और सामंजस्य)
DDG (B&A / Head B&A)
प्रसार भारती सचिवालय/Prasar Bharati Secretariat
भारत सरकार, नई दिल्ली/Govt. of India, N. D.

Annexure for Accounts for the year 2021-22

Fixed Assets				Annexure - IV	
Sr.	Purchase of Fixed Assets	AIR	DD	PB	Total
					(Figures in Rs.)
1	Land	1,48,750	-	-	1,48,750
2	buildings				
	(i) Office	2,26,073	-	-	2,26,073
	(ii) Residential	-	-	-	-
	(iii) Studio	2,29,78,711	2,49,99,451	-	4,79,78,162
	(iv) Transmitter	-	-	-	-
	(a) Normal	9,69,03,816	18,11,757	-	9,87,15,573
	(b) J & K	-	-	-	-
	(c) NE	12,36,239	-	-	12,36,239
3	Plant Machinery & equipment				
	(i) Normal	38,44,95,239	19,29,96,497	-	57,74,91,736
	(ii) J & K	-	-	-	-
	(iii) NE	2,11,59,365	-	-	2,11,59,365
	(iv) Tube well and Water Supply	-	-	-	-
4	Vehicles				
	(i) O.B. Van	-	-	-	-
	(ii) Trucks, Jeep and Vans	-	-	-	-
	(iii) Motor Car	-	-	-	-
	(iv) two/three wheeler	-	-	-	-
	(v) others	11,500	-	-	11,500
5	Furniture/Fixtures				
	(i) Cabinets/Almirah etc,	15,81,867	6,08,803	49,638	22,40,308
	(ii) Air Conditioners, AC plant/Fridges	25,56,506	11,06,090	22,100	36,84,696
	(iii) Air Coolers	90,131	6,993	-	97,124
	(iv) Water Coolers	7,20,526	2,14,372	-	9,34,898
	(v) Tables/Chairs/Sofas/Carpets	44,57,675	45,13,928	19,831	89,91,434
	(vi) Wooden Partitions	90,798	-	-	90,798
	(vii) Voltage stabilisers/UPS System	7,06,068	37,896	-	7,43,964
	(viii) Others	18,98,050	13,42,817	-	32,40,867
6	Office equipments				
	(i) Typewriters	-	-	-	-
	(ii) Photocopiers/ Duplicators	15,22,669	21,27,481	10,32,704	46,82,854
	(iii) Fax machines	-	-	-	-
	(iv) Others	20,58,284	10,96,501	49,998	32,04,783
7	Computers/Peripherals				
	(i) Computers	1,07,17,391	1,15,84,541	-	2,23,01,932
	(ii) Printers	23,34,490	12,03,830	19,588	35,57,908
	(iii) Software	3,78,306	3,85,871	-	7,64,177
	(iv) Others	23,30,523	24,70,472	31,08,442	79,09,437
8	Electric installations				
	(i) Electric Machinery	14,21,153	1,51,164	-	15,72,317
	(ii) Lights/ Fans	10,32,920	23,806	20,500	10,77,226
	(iii) Switchgear Equipment	1,75,112	2,06,652	-	3,81,764
	(iv) Transformers	5,28,583	-	-	5,28,583
	(v) Electric Wiring & Fitting	6,41,436	1,08,886	-	7,50,322
	(vi) Others	14,46,577	10,26,366	-	24,72,943
9	Capital Works in progress				
	(i) Major Works	8,83,66,460	1,08,95,999	-	9,92,62,459
	(ii) Misc. Works Scheme	1,19,90,527	36,91,933	-	1,56,82,460
	(iii) Special repairs	-	-	-	-
10	Arbitration Charges on Capital Works	-	-	-	-
	Total	66,42,05,745	26,26,12,106	43,22,801	93,11,40,652


Mayank Kumar Agrawal
 Chief Executive Officer
 प्रसार भारती अग्रवाल / MAYANK KUMAR AGRAWAL
 Chief Executive Officer
 प्रसार भारती सचिवालय
 Prasar Bharati Secretariat
 भारत सरकार / Govt. of India
 नई दिल्ली / New Delhi


D P S Negi
 Member (F)
D. P. S. NEGI
 Member (Finance & Personnel)
 Prasar Bharati Secretariat
 New Delhi-110001


Anil Srivastava
 ADG (B&A)
ANIL SRIVASTAVA
 Addl. Director General (Budget & Accounts)


C K Jain
 DDG (B&A)
श्री. सी. जैन / C. K. JAIN
 Addl. Director General
 (Budget & Accounts) / DDG (B&A / Head B&A)
 प्रसार भारती सचिवालय / Prasar Bharati Secretariat
 नई दिल्ली / New Delhi