


PRASAR BHARATI
BALANCE SHEET AS AT 31st March 2020

	Sch	Rs	Rs
		As at 31-Mar-20	As at 31-Mar-19
CORPUS/CAPITAL FUND AND LIABILITIES			
Corpus/Capital Fund	1	44579,80,027	18296,05,966
Reserves and Surplus	2	-	-
Earmarked/Endowment Funds	3	2147,82,528	3860,88,935
Secured Loan	4	-	-
Unsecured Loan	5	93338,70,000	93338,70,000
Deferred Credit Liabilities	6	-	-
Current Liabilities and Provisions	7	376327,33,992	345663,86,058
TOTAL		516393,66,547	461159,50,959
ASSETS			
Fixed Assets	8	142963,92,277	149444,46,292
Capital Work-in progress	8	47517,83,288	48540,23,179
Investments (i) Earmarked/Endowment Funds	9	-	-
(ii) Others	10	-	-
Current Assets, Loans and Advances	11	325911,90,982	263174,81,488
TOTAL		516393,66,547	461159,50,959

SIGNIFICANT ACCOUNTING POLICIES 26
CONTINGENT LIABILITIES AND NOTES
ON ACCOUNTS 27


Shashi Shekhar Vempati
Chief Executive Officer
मु.का.अ./C.E.O.


Rajeev Singh
Member (F) SINGH
Member (Finance)
Prasar Bharati Secretariat
New Delhi-110001


Anil Srivastava
ADG (B&A)


C K Jain
DDG (B&A)

Place: New Delhi / Prasar Bharati
Date :

अनिल श्रीवास्तव / ANIL SRIVASTAVA
अपर महानिदेशक
Addl. Director General
प्रसार भारती सचिवालय
Prasar Bharati Secretariat
भारत सरकार / Govt. of India
नई दिल्ली / New Delhi

C. K. JAIN, DDG
(B&A / CAS)

**PRASAR BHARATI
INCOME AND EXPENDITURE ACCOUNT FOR THE YEAR ENDED 31st MARCH 2020**

	Sch	Rs	Rs
		FOR THE YEAR ENDED 31 MARCH 20	FOR THE YEAR ENDED 31 MARCH 19
<u>INCOME</u>			
Income from Sales/ Services	12	112578,44,426	119283,38,749
Grants /subsidies	13	304667,00,000	301191,00,000
Funds received for specific purpose	13A	2395,78,257	730,25,477
Fees/subscriptions	14	93,06,220	191,29,377
Income from Investments (income on investments from earmarked/endow. Funds transferred to Funds)	15	-	-
Income from Royalty, Publications etc	16	-	-
Interest Earned	17	15715,61,687	11449,55,917
Other Income	18	70653,65,468	62653,69,107
TOTAL (A)		506103,56,058	495499,18,627
<u>EXPENDITURE</u>			
Establishment Expenses	19	290425,23,421	296696,95,721
Other Administrative Expenses	20	86687,44,424	92994,82,003
Programme related Expenses	21	48649,82,970	45319,47,503
Satellite & Spectrum Charges	22	21419,27,692	21051,99,791
Expenditure on Grants & subsidy	23	-	-
Interest	24	13866,87,954	12021,51,870
Depreciation	8	25090,81,139	25335,76,503
TOTAL (B)		486139,47,600	493420,53,391
Balance being excess of Income over Expenditure (A-B)		19964,08,459	2078,65,236
Add: Prior period Adjustments & Exceptional items	25	6319,65,602	(681,48,036)
Add: Balance brought forward from previous year		18296,05,966	16898,88,766
BALANCE BEING SURPLUS/(DEFICIT) CARRIED OVER TO BALANCE SHEET		44579,80,027	18296,05,966

SIGNIFICANT ACCOUNTING POLICIES 26
CONTINGENT LIABILITIES AND NOTES
ON ACCOUNTS 27


Shashi Shekhar Vempati
Chief Executive Officer


RAJEEV SINGH
Member (Finance)
Member (F)
Prasar Bharati Secretariat
New Delhi-110001


Anil Srivastava
ADG (B&A)
ANIL SRIVASTAVA
अपर महासचिव/अवर
Addl. Director General
प्रसार भारती सचिवालय
Prasar Bharati Secretariat
भारत सरकार / Govt. of India
नई दिल्ली / New Delhi


C K Jain
DDG (B&A)

Place: New Delhi / C.E.O.
Date : / / Prasar Bharati

C. K. JAIN, DDG
(B&A / CAS)

PRASAR BHARATI

SCHEDULES FORMING PART OF BALANCE SHEET AS AT 31.03.2020

SCHEDULE 1- CORPUS/CAPITAL FUND:		As at 31.03.20	As at 31.03.19
		(Rs.)	(Rs.)
Balance as at the beginning of the year		-	-
Add: Grants-in-Aid received during the year		-	-
Balance Corpus/Capital Fund		-	-
Income and Expenditure Account		44579,80,027	18296,05,966
BALANCE AS AT THE YEAR END	TOTAL	44579,80,027	18296,05,966
SCHEDULE 2- RESERVES AND SURPLUS			
1. Capital Reserve:			
As per last account		-	-
Additions during the year		-	-
	TOTAL	-	-
2. General Reserve			
As per last account		-	-
Addition during the year		-	-
Less: Deductions during the year		-	-
	TOTAL	-	-
SCHEDULE 3- EARMARKED/ENDOWMENT FUNDS			
Earmarked funds for specific purpose			
a) Opening Balance of the funds		3860,88,935	-
b) Add: funds received		682,71,850	-
c) Deduct: Expenditure incurred from fund		2395,78,257	-
d) Closing balance		2147,82,528	3860,88,935
Refer Schedule 27 para 27 of Notes to Accounts			
	TOTAL	2147,82,528	3860,88,935
SCHEDULE 4- SECURED LOANS AND BORROWINGS:			
	TOTAL	-	-



Shashi Shekhar Vempati
Chief Executive Officer

मु.का.अ./C.E.O.
प्रसार भारती/Prasar Bharati



Rajeev Singh
Member (F)
RAJEEV SINGH
Member (Finance)
Prasar Bharati Secretariat
New Delhi-110001



Anil Srivastava
ADG (B&A)

अनिल श्रीवास्तव/ANIL SRIVASTAVA
अपर महासचिव/अध्यक्ष
Addl. Director General
प्रसार भारती सचिवालय
Prasar Bharati Secretariat
भारत सरकार/Govt. of India
नई दिल्ली/New Delhi



C K Jain
DDG (B&A)

K. JAIN, DDG
(B&A / CAS)

PRASAR BHARATI
SCHEDULES FORMING PART OF BALANCE SHEET AS AT 31.03.2020

	As at 31.03.20 (Rs.)	As at 31.03.19 (Rs.)
SCHEDULE 5- UNSECURED LOANS		
1. Loan In Perpetuity	-	-
2. Central Government - Loans to be converted into Grants	-	-
Capital Loan from Ministry of I&B	38198,30,000	31450,60,000
Repayment of Loans due but not paid	38848,40,000	45596,10,000
Interest free Loan for CWG 2010	16292,00,000	16292,00,000
(Refer Schedule 27, Note 7 to 9 of Notes to Accounts)		
TOTAL	93338,70,000	93338,70,000

SCHEDULE 6- DEFERRED CREDIT LIABILITIES:

SCHEDULE 7- CURRENT LIABILITIES AND PROVISIONS


A. Current Liabilities

Advances received- against deposit work	8963,57,346	4588,51,484
Deposits, earnest money, caution money/security deposits	10585,86,705	10625,01,974
Interest on Capital Loan	86201,25,425	79969,98,000
Penal Interest On Interest/principal due	13295,58,566	7807,29,060
Other current liabilities -recoveries from salary and wages and others etc.	-	-
Salary accrued for the Month of March	21203,24,012	22650,31,000
Unspent amount of Grant-in-aid & interest thereon (MIB)	16205,59,091	8373,32,663
For other expenses (including CAG Audit Fee etc.)	26441,05,348	28966,54,424
Remittances to/from HQ/DDOs in transit/reconciliation's	37572,74,545	44378,66,176
(Refer Schedule 27, Note 7, 8, 9, 15 & 16 of Notes to Accounts)		
TOTAL (A)	220468,91,038	207359,64,781

B Provisions

For Spectrum/Space Segment expense	142835,48,500	130526,00,000
For Leave encashment and Gratuity	7447,68,379	5709,74,876
NPS provisions	620,34,147	1624,98,298
For Statutory liabilities (GST)	4954,91,928	443,48,103
(Refer Schedule 27, Note 17,23 & 24 of Notes to Accounts)		

Total (B)	155858,42,954	138304,21,277
Total (A+B)	376327,33,992	345663,86,058


Shashi Shekhar Vempati
Chief Executive Officer
प्रसार भारती/Prasar Bharati


Rajeev Singh
Member (Finance)
Prasar Bharati Secretariat
New Delhi-110001


Anil Srivastava
ADG (B&A)
अतिरिक्त सचिव/अध्यक्ष
अध्यक्ष महानिदेशक
प्रसार भारती सचिवालय
प्रसार भारती/Govt. of India
नई दिल्ली/New Delhi



C K Jain
DDG (B&A)

C. K. JAIN, DDG
(B&A / CAS)


**PRASAR BHARATI
SCHEDULES FORMING PART OF BALANCE SHEET AS AT 31.03.2020**

SCHEDULE 8- FIXED ASSETS

DESCRIPTION	GROSS BLOCK			Cost at the year end 31.03.20	Depreciation For the year 19-20	Cumulative upto 31.03.2020	Net Block	
	Cost as on 1st April'19	Additions/ Transfers from civil wings during the year 19-20	Deductions/adjustments transfers/ disposal reclassification during the year 19-20				As at 31st Mar' 2020	As at 31st Mar' 2019
A. Fixed Assets								
1. Land	328,58,220	1,48,734	-	330,06,954	-	-	330,06,954	328,58,220
2. Buildings Others	53030,39,594	2754,61,510	-	55785,01,104	1098,49,255	13200,12,543	42584,88,561	40928,76,307
3. Plant Machinery & Equipments								
a) Studios	264485,28,819	1301,13,448	-	265786,42,267	5057,31,286	252340,14,510	13446,27,757	17202,45,595
b) Transmitters	399035,68,273	2609,89,768	-	401645,58,041	8675,89,085	372799,05,172	28846,52,869	34912,52,186
c) Machinery/Equipments	113813,02,232	10822,75,832	-	124635,78,064	9348,26,337	71238,63,403	53397,14,661	51922,65,167
d) Electrical Installations	949,46,879	51,08,514	-	1000,55,393	39,00,045	325,68,060	674,87,333	662,78,863
4. Vehicles	1863,35,118	71,075	-	1864,06,193	224,76,663	1099,20,056	764,86,137	988,91,725
5. Furniture, Fixtures	3277,33,689	262,67,447	-	3540,01,136	184,44,477	1714,89,936	1825,11,200	1746,88,230
6. Office Equipments	2304,67,673	123,55,928	-	2428,23,601	96,91,524	2125,76,031	302,47,570	275,83,166
7. Computers	3835,63,135	682,33,669	-	4517,96,804	365,72,407	3726,28,709	791,68,095	475,06,833
8. Other fixed assets								
Capital Expenditure on various Schemes	99700,61,214	1,200	-	99700,62,414	60	99700,61,274	1,140	0
Total of Current Year (A)	942624,04,846	18610,27,125	-	961234,31,971	25090,81,139	818270,39,694	142963,92,277	149444,46,292
B CAPITAL WORK-IN-PROGRESS	48540,23,179	(1022,39,891)	-	47517,83,288	-	-	47517,83,288	48540,23,179
Total (B)	48540,23,179	(1022,39,891)	-	47517,83,288	-	-	47517,83,288	48540,23,179
TOTAL	991164,28,025	17587,87,234	-	1008752,15,259	25090,81,139	818270,39,694	190481,75,565	197984,69,471
Previous Year	973161,44,531	18002,83,494	-	991164,28,025	25335,76,503	793179,58,554	197984,69,471	205317,62,480


Shashi Shekhar Vempati
 Chief Executive Officer
 प्रसार भारती/Prasar Bharati


Rajeev Singh
 Member (F)
RAJEEV SINGH
 Member (Finance)
 Prasar Bharati Secretariat
 New Delhi-110001


Anil Srivastava
 Addl. Director General
 प्रसार भारती सचिवालय
 Prasar Bharati Secretariat
 भारत सरकार/Govt. of India
 नई दिल्ली/New Delhi



C K Jain
 DDG (B&A)
C. K. JAIN, DDG
 (B&A/CAS)

PRASAR BHARATI


SCHEDULES FORMING PART OF BALANCE SHEET AS AT 31.03.2020

	2018-19	2017-18	As at 31.03.20 (Rs.)	As at 31.03.19 (Rs.)
SCHEDULE 9- INVESTMENTS FROM EARMARKED/ENDOWMENT FUNDS				
1. In Government Securities			-	-
2. Other approved securities			-	-
3. Other			-	-
TOTAL			-	-
SCHEDULE 10- INVESTMENTS-OTHER				
1. In government Securities			-	-
2. Other approved securities			-	-
3. Others			-	-
TOTAL			-	-
SCHEDULE 11- CURRENT ASSETS, LOANS AND ADVANCES ETC				
A. CURRENT ASSETS:				
Inventories	12,49,37,564	12,49,37,564		
Deduct: Provision thereof	12,49,37,564	12,49,37,564		
Sundry Debtors- Good	46683,45,726	27687,14,678	26084,85,980	
Sundry Debtors- Doubtful	9260,10,115	9931,50,329	8981,35,884	
	55943,55,840	37618,65,007	35066,21,864	
Deduct: Provision thereof	9260,10,115	9931,50,329	8981,35,884	27687,14,678
Cash Balance in hand/Imprest			356,11,898	118,25,064
Bank Balance With Scheduled Banks				
on current accounts			12628,74,322	27694,26,099
on Collection accounts			11061,96,790	2689,81,832
on Deposit account and other FDRs			240760,08,196	190333,23,958
with CP Fund A/c			1,07,871	3,22,144
TOTAL (A)			311491,44,803	248525,93,775
B. Loans/advances				
1. Loans/advances				
Staff			1002,75,967	1201,00,846
Others-departmental	1602,54,598	1602,54,598		
Deduct: Provision	1602,54,598	1602,54,598	-	-
2. Advances and other amounts recoverable in cash or in kind or for value to be received				
On capital account			-	-
Prepayment			-	-
Others			-	-
3. Grants-In-Aid receivable from Ministry of I&B, GOI-Salary			7956,00,000	7956,00,000
4. Interest Accrued:				
On investments from Earmarked/endowment funds			-	-
On Term Deposits with Scheduled Banks			3302,23,776	3301,49,422
Others			-	-
5. TDS & Income Tax			613,99,262	705,52,234
6. GST (Input Tax Credit)			891,81,022	1484,85,211
7. Deposits with Other Departments			653,66,152	
Total (B)			14420,46,179	14648,87,713
Total (A+B)			325911,90,982	263174,81,488

(Refer Schedule 27, Note 10, 11, 19, 20 & 22 of Notes to Accounts)


Shashi Shekhar Vempati
 Chief Executive Officer
 मु.का.अ./C.E.O.
 प्रसार भारती/Prasar Bharati



Rajeev Singh
 Member (F)
RAJEEV SINGH
 Member (Finance)
 Prasar Bharati Secretariat
 New Delhi-110001


Anil Srivastava
 ADG (B&A)
ANIL SRIVASTAVA
 Addl. Director General
 प्रसार भारती Secretariat
 भारत सरकार / Govt. of India
 नई दिल्ली / New Delhi


C K Jain
 DDG (B&A)

C. K. JAIN, DDG
 (B&A / CAS)

	2019-20 (Rs.)	2018-19 (Rs.)
SCHEDULE 12- INCOME FROM SALES/SERVICES		
Income from services (Including taxes)		
AIR and DD (Commercial revenue)	111783,42,664	120249,97,675
Deduct: Share of other agencies	56,41,325	1009,87,312
Add: Sales of Archival Content	851,43,087	43,28,386
(Refer Schedule 27, Note 18 of Notes to Accounts)		
TOTAL	112578,44,426	119283,38,749
SCHEDULE 13- GRANTS /SUBSIDIES		
Add: Grants-In-Aid received during the year from Ministry of I&B, GOI-Other than Salary	31734,00,000	30452,00,000
Add: Grants-In-Aid received during the year from Ministry of I&B, GOI-Salary	288936,00,000	278934,00,000
Add: Grants-In-Aid receivable from Ministry of I&B, GOI-Salary	-	-
Deduct: Unspent balance of Grants-in-aid received from Ministry of I&B,GOI-Other than Salary	2834,00,000	8194,00,000
Deduct: Unspent balance of Grants-in-aid received from Ministry of I&B, GOI-Salary (SAP)	13169,00,000	1,00,000
(Refer Schedule 27, Note 5 of Notes to Accounts)		
TOTAL	304667,00,000	301191,00,000
SCHEDULE 13 A- FUNDS RECEIVED FOR SPECIFIC PURPOSE		
Funds received for specific purpose	2395,78,257	730,25,477
TOTAL	2395,78,257	730,25,477
SCHEDULE 14-FEES/SUBSCRIPTIONS		
Professional/Consultancy services fee	93,06,220	191,29,377
TOTAL	93,06,220	191,29,377
SCHEDULE 15-INCOME FROM INVESTMENTS		
Interest on Fixed Deposits From Earmarked Funds	-	-
TOTAL	-	-
SCHEDULE 16-INCOME FROM ROYALTY, PUBLICATIONS ETC		
	-	-
TOTAL	-	-
SCHEDULE 17 INTEREST EARNED		
On Term Deposits with Scheduled Banks	15602,99,289	11369,07,409
On others like employees advances etc.	112,62,398	80,48,508
Interest on debtors and other receivables	-	-
(Refer Schedule 27, Note 19 of Notes to Accounts)		
TOTAL	15715,61,687	11449,55,917


Shashi Shekhar Vempati
 Chief Executive Officer
 मु.का.अ./C.E.O.
 प्रसार भारती/Prasar Bharati


Rajeev Singh
 Member (F)
RAJEEV SINGH
 Member (Finance)
 Prasar Bharati Secretariat
 New Delhi-110001


Anil Srivastava
 ADG (B&A)
 अनिल श्रीवास्तव / ANIL SRIVASTAVA
 अपर महानिदेशक
 Addl. Director General
 प्रसार भारती सचिवालय
 Prasar Bharati Secretariat
 भारत सरकार / Govt. of India
 नई दिल्ली / New Delhi


C K Jain
 DDG (B&A)

C. K. JAIN, DDG
 (B&A / CAS)

	2019-20 (Rs.)	2018-19 (Rs.)
SCHEDULE 18- OTHER INCOME		
A. Other Receipts including Fees from Towers/staff quarters		
a) Income from Towers	8436,80,597	9724,19,468
b) License Fees from Staff Quarters	380,92,102	393,23,174
c) DTH Income	58357,06,870	48577,37,929
d) Others	2465,04,342	3218,27,314
(Refer Schedule 27, Note 18 of Notes to Accounts)		
TOTAL (A)	69639,83,911	61913,07,885
B. Profit on Sales/disposal of assets		
a) Owned Assets	557,99,033	349,80,602
b) Assets acquired out of grants, or received free of cost	184,54,081	108,86,865
c) Assets acquired prior to 1.4.2000	271,28,443	281,93,755
(Refer Schedule 27, Note 4 of Notes to Accounts)		
TOTAL (B)	1013,81,557	740,61,222
Total (A+B)	70653,65,468	62653,69,107

SCHEDULE 19- ESTABLISHMENT EXPENSES

a) Salaries & Wages	263937,69,710	267576,63,099
b) Allowances and Bonus	3483,07,736	3183,16,160
c) Contribution to CPF/NPS	2035,35,884	1912,88,035
d) Expenses on Employee's retirement/ Terminal Exp/ Pension etc. (LS & PC)	16489,17,371	15832,52,980
e) Staff Welfare Expenses/ Others	2,90,963	6,54,912
f) Reimbursement of Medical Expenses	2739,08,254	2475,45,659
g) Provision for Leave encashment and Gratuity	1737,93,503	5709,74,876
(Refer Schedule 27, Note 14, 20 & 24 of Notes to Accounts)		
TOTAL	290425,23,421	296696,95,721


Shashi Shekhar Vempati
 Chief Executive Officer
 सु.का.अ./C.E.O.
 प्रसार भारती/Prasar Bharati


Rajeev Singh
 Member (F)
RAJEEV SINGH
 Member (Finance)
 Prasar Bharati Secretariat
 New Delhi-110001


Anil Srivastava
 ADG (B&A)
ANIL SRIVASTAVA
 अपर महासचिव/अडि. डायरेक्टर
 प्रसार भारती सचिवालय
 प्रसार भारती Secretariat
 भारत सरकार/Govt. of India
 नई दिल्ली/New Delhi


C K Jain
 DDG (B&A)

C. K. JAIN, DDG
 (B&A / CAS)

	2019-20 (Rs.)	2018-19 (Rs.)
SCHEDULE 20- OTHER ADMINISTRATIVE EXPENSES		
Electricity and Power	24154,88,002	25496,54,128
Water Charges	419,42,942	385,89,990
Rent, Rates and Taxes	2067,19,382	3210,21,892
Hiring, Running and Maintenance of Vehicles	4679,67,186	4806,82,793
Postage, Telephone and Communication Charges	1056,39,155	1136,69,425
Printing and Stationery	1225,61,511	1238,14,671
Traveling & Conveyance Expenses- Local	3916,98,855	4534,98,704
Traveling -Foreign	175,90,577	160,52,729
Scholarship Stipends	160,76,427	201,59,449
Auditors Remunerations	157,72,023	52,80,498
Hospitality Expenses	194,92,694	189,73,144
Professional Charges (Armed Gurads etc.)	4282,31,721	5333,52,626
Bad and Doubtful Debts/ Advances Provisions	(671,40,214)	950,14,445
Advertisement and Publicity	196,80,971	274,03,006
Bank Charges	14,36,274	25,86,716
Supplies & Material Consumables	2869,79,106	3958,53,299
Other Administrative Expenses	10884,68,313	11030,27,256
Minor Works and Machinery Equipments, Tools & Plants	10935,92,344	12705,93,563
Goods and ServicesTax (GST)	19965,47,155	17302,53,669
TOTAL	86687,44,424	92994,82,003



Shashi Shekhar Vempati
Chief Executive Officer

मु.का.अ./C.E.O.
प्रसार भारती/Prasar Bharati



Rajeev Singh
Member (F)

RAJEEV SINGH
Member (Finance)
Prasar Bharati Secretariat
New Delhi-110001



Anil Srivastava
ADG (B&A)

ANIL SRIVASTAVA
अनिल श्रीवास्तव/Anil Srivastava
अवर सचिव/अवर
Addl. Director General
प्रसार भारती सचिवालय
Prasar Bharati Secretariat
भारत सरकार/Govt. of India
नई दिल्ली/New Delhi



C K Jain
DDG (B&A)

C. K. JAIN, DDG
(B&A / CAS)

	2019-20 (Rs.)	2018-19 (Rs.)
SCHEDULE 21-PROGRAMME RELATED EXPENSES		
Royalty	3761,08,658	3848,95,507
Payment to UNI/PTI	1776,02,848	1629,82,235
Commissioning of Programme Softwares exp.	1225,55,754	220,98,222
Sport Events Expenses	429,07,100	4218,46,194
Payment to Artists(PP & SS etc.)	22949,03,150	24223,48,394
Other Programme Expenses/Other Ministries	6807,03,444	6315,05,316
Common Wealth Games	469,37,483	669,39,718
Kissan & Arunprabha Channel	8836,86,276	3463,06,440
Kashir Channel	2395,78,257	730,25,477
Total	48649,82,970	45319,47,503
SCHEDULE 22- SATELLITE & SPECTRUM CHARGES		
Satellite & Spectrum Charges	21419,27,692	21051,99,791
Total	21419,27,692	21051,99,791
SCHEDULE 23- EXPENDITURE ON GRANTS, SUBSIDIES ETC		
Expenditure on grants	-	-
Total	-	-
SCHEDULE 24- INTEREST EXPENSES		
Interest on Loan- Central Government	10422,35,803	9886,99,500
Other Penal Interest etc (Refer Schedule 27, Note 7 to 9 of Notes to Accounts)	3444,52,151	2134,52,370
Total	13866,87,954	12021,51,870
SCHEDULE 25- PRIOR PERIOD ADJUSTMENTS & EXCEPTIONAL ITEMS		
Prior Period Income- Grant Received for specific purpose	-	2051,34,478
Prior Period Expenses- on Kashir Channel	-	(2051,34,478)
Prior Period Expenses- on FTE	-	(802,05,546)
Revenue Share Payable/ Receivable From / To Other Agencies	-	-
Income from Professional/Consultancy services fee	-	24,60,100
Minor Work	3997,60,138	-
Interest on Term deposits	34,19,989	-
Deposits made out of own funds	304,00,000	-
GST	(294,95,000)	-
TDS	(4,03,387)	-
Interest on Debtors	(289,03,417)	-
Service Tax	(2,75,881)	-
Other Receipts	(226,34,015)	-
Interest	4191,08,378	-
Penal Interest	(2043,77,355)	-
Power Expenses	653,55,652	-
Telecom Expenses	10,500	-
Income from DTH	-	95,97,410
Total	6319,65,602	(681,48,036)

Shashi Shekhar Vempati
Chief Executive Officer

Rajeev Singh
Member(F)

Anil Srivastava
ADG (B&A)

C K Jain
DDG (B&A)

मु.का.अ./C.E.O.
प्रसार भारती/Prasar Bharati

RAJEEV SINGH
Member (Finance)
Prasar Bharati Secretariat
New Delhi-110001

अनिल श्रीवास्तव/ANIL SRIVASTAVA
अवर महासचिव/अवर
Addl. Director General
प्रसार भारती सचिवालय
Prasar Bharati Secretariat
भारत सरकार/Govt. of India
नई दिल्ली/New Delhi

C. K. JAIN, DDG
(B&A / CAS)

SCHEDULE 26- SIGNIFICANT ACCOUNTING POLICIES

1.Method of accounting

The accounts of the Corporation are prepared under the historical cost convention using the accrual method of accounting. On this basis revenue and related assets are recognised when earned and expenses are recognised when the obligation is incurred.

2.Inventory Valuation

Stores and Spares (including machinery spares) are valued at cost.

3.Fixed Assets

Fixed Assets are valued at cost less accumulated depreciation.

Fixed assets are stated at transfer amount in respect of assets transferred to Prasar Bharati and the corresponding credit is to "Loan In Perpetuity".

Transfer of Assets by the Central Government are subject to actual valuation and verifications.

In respect of capital expenditure incurred on different Plan schemes undertaken by AIR and DD all related & associated expenses are capitalized.

4.Method of depreciation

Depreciation is charged on straight line method at rates computed on useful life of the assets prescribed based on the IMG recommendations. Accordingly, the rates adopted are:


Building	:	2.00%
Studio, Transmitter, Machinery & Equipments and Other Fixed assets	:	10.00%
Electrical installation	:	4.00%
Vehicles	:	20.00%
Furniture & Fixtures	:	6.25%
Office Equipments	:	16.67%
Computers	:	33.33%

5. Foreign Currency Transactions


Transaction in foreign currencies are accounted for at the prevailing exchange rates at the date of transactions.


6. License Fee and Consultancy fee

License fee and consultancy fee is recognized when receivable.


Shashi Shekhar Vempati
 Chief Executive Officer
 Prasar Bharati


Rajeev Singh
 Member (F)
RAJEEV SINGH
 Member (Finance)
 Prasar Bharati Secretariat
 New Delhi-110001


Anil Srivastava
 ADG (B&A)
ANIL SRIVASTAVA
 Addl. Director General
 Prasar Bharati Secretariat
 Prasar Bhawan / Govt. of India
 New Delhi


C K Jain
 DDG (B&A)
C. K. JAIN, DDG
 (B&A / CAS)

Place : New Delhi

Date :

**PRASAR BHARATI
SCHEDULES FORMING PART OF THE ACCOUNTS FOR THE YEAR ENDED 31.03.2020**

**SCHEDULE 27- NOTES ON ACCOUNTS & CONTINGENT LIABILITIES
NOTES ON ACCOUNTS**

1 Prasar Bharati Broadcasting Corporation of India is established as general public utility institution and falls under the category of "Not-for-Profit" Organization. Accordingly, based on Generally Accepted Accounting Practices, and Section-145 of the Income Tax Act, it can follow either cash or mercantile system of accounting. Considering the organization structure and prevalent past practices and the simplicity aspects, cash basis of accounting was being adopted upto 31.03.2005. From 01.04.2005 the accounts are initially compiled on cash basis at field unit level and subsequently converted into accrual basis to the extent possible, based on the information collected from both the Directorates. Prasar Bharati Board, however, decided to give effect to complete switch over from cash to accrual accounting at field units also. In this direction, initially, Prasar Bharati has implemented web based application called Expenditure Monitoring System (EMS) for submitting R&P Account by all field units w.e.f. 01.04.2016. Now, Prasar Bharati is in the process of implementing Centralised Accounting Application across its all field units. The software has been implemented in 20 units. The process of implementation of CAS in rest of the units of Prasar Bharati is in progress.

2 Contingent Liabilities:

2.1 Claims against the Entity not acknowledged as debts	Rs.	Nil
2.2 In respect of :		
Service Tax	Rs.	14.29 crore
Late fee and interest on Spectrum & Space Segment Charges	Rs.	1405.49 crore
Bank Guarantee encashed for CWG-2010 Activity	Rs.	24.60 crore

Bank Guarantee of Rs. 24.60 crore of M/s SIS Live was invoked and the matter was under arbitration. M/s SIS Live had submitted their claims for Rs. 106.88 crore as per contract, Rs. 24.60 crore towards BG and for damages GBP 9381,098. Out of that, an amount of Rs. 106.88 crore has been included in the liabilities. However, Damages claimed by M/s SIS Live were not acknowledged as liability as the Corporation had also lodged a counter claim of Rs. 147.60 crore. Recently, the Arbitration Tribunal in a joint award dated 27.7.2020 by two of three learned Arbitrators, have given its award directing the respondent i.e. Prasar Bharati to pay an amount of Rs. 65,10,39,562.00 in three out of five different claims made by the claimant i.e. SIS Live along with a simple interest of 9% p.a. with effect from 1.1.2011. The interest amount works out to Rs. 56,15,21,700.00 Cr up to 31.7.2020. Hence, the total amount payable by PB will be approximately Rs. 121,25,61,262.00 Cr.

3 The amount of Fixed Assets transferred at book value to Prasar Bharati by the Central Government is based on Chief Controller of Accounts' letter No. CCA/I&B/2002 dated 3.09.02 and is also subject to physical verification and valuation. The physical verification and valuation of the fixed assets is in process.

4 As the assets are generally disposed-of after completion of its useful life, sale proceed received from disposal of these assets is considered as profit on sale of fixed assets. The value of the assets sold/disposed of during the year has not been removed from the Gross Block of Assets as the details are not readily available at Prasar Bharati Secretariat level.

5 Grants received from Central Government are treated as Income, which together with internal revenue is utilized to meet expenses.

6 Without prejudice to rights, Prasar Bharati had paid an amount of Rs.178,71,63,705/- to Service Tax Deptt. during the year 2011-12, in response to their demand vide order No.16/RDN/2011 dt. 05.05.2011 for the years 2003-04 to 2007-08. However, as per Management assessment, no amount was payable. In the Order dated 05.03.2018, CESTAT has completely waived off the penalty and instructed Service Tax Department to requantify the service tax liability for those year. The Service tax department has quantify the service tax liability and extended the Cum-Tax-Benefit vide their letter no C.No.:IV(16)Hqrs/Adj/GST-South/PB/148/2018 dated 08.01.2020. The Cum-Tax-Benefit extended by the Service Tax Department has not been accepted by Prasar Bharati and it has been decided to file Appeal against the order before CESTAT to extend the benefit of Cum-Tax-Benefit in true sense. Since, the whole amount was already charged off in 2011-12, hence the same will be again reflected in the Accounts after the final outcome of the case.

6(a) Service tax demand of Rs. 3.55 crore vide final order no.50762/2019 dated 20.05.2019 received in Prasar Bharati for the period April 2007 to September 2007. Legal opinion was sought from Standing Legal Counsel regarding the same and it has been decided to file an appeal in the Supreme Court on the basis of legal opinion given by the Standing Legal Counsel.

7 Interest rate on Capital Loan received from Government during 01.04.2000 to 31.03.2006 was 14.5% p.a., during 1.4.2006 to 31.03.2011 was 11.5% p.a. and from 1.4.2011 onwards is 13.5% p.a.

8 Liability towards interest on Loan from MIB has been provided as per the interest rates mentioned at note -7 above.

9 Ministry of I&B vide its letter dt. 04.06.2018 had conveyed its in-principle approval, based on the decision of the cabinet, for the conversion of the outstanding loan into Grants-in-aid pertaining to the period 2010-11 to 2012-13 and complete waiver of interest and penal interest on the above outstanding loan. However, the decision of the cabinet for the period from 1.4.2010 to 31.3.2013 is yet to be implemented by the Ministry of I & B. The details of outstanding loan, interest & penal interest thereon as on 31.03.2020 are as follows:

Principal Amount	-	Rs. 9333870000
Interest	-	Rs. 8620125425
Penal Interest	-	Rs. 1329558566
Total	-	Rs. 19283553991


Shashi Shekhar Vempati
Chief Executive Officer


Rajeev Singh
Member (Finance)


Anil Srivastava
DDG (B&A)


C K Jain
DDG (B&A)

Prasar Bharati / Prasar Bharati

Prasar Bharati Secretariat

Prasar Bharati Secretariat

Prasar Bharati Secretariat

C. K. JAIN, DDG (B&A/CAS)

**PRASAR BHARATI
SCHEDULES FORMING PART OF THE ACCOUNTS FOR THE YEAR ENDED 31.03.2020**

**SCHEDULE 27- NOTES ON ACCOUNTS & CONTINGENT LIABILITIES
NOTES ON ACCOUNTS**

10 The age-wise break-up of Sundry debtors as on 31.03.2020 is as under:

		2019-20	2018-19
Sundry Debtors-Less than 6 months	Rs.	4524,79,436	7406,26,088
Sundry Debtors-More than 6 months		42498,51,818	20854,03,665
Sundry Debtors-Interest on delayed payment		8920,24,586	9358,35,254
Total		55943,55,840	37618,65,007

11 Sundry debtors are inclusive of Service Tax/GST receivable from customers.

12 Keeping in view of uncertainty of collection, Interest on delayed payment is recognised in books of accounts on receipts basis from the financial year 2018-19.

13 Taxation: Prasar Bharati is exempt from Income Tax as per Clause 23BBH under Section-10 of Income Tax Act.

14 Prasar Bharati's contribution towards Leave Salary and Pension in respect of employees on deemed deputation is charged as expenditure.

15 Deposit Works: Amount received from parties for deposit work is after adjusting expenditure against such work.

16 Audit fee payable to C&AG for auditing Prasar Bharati's Accounts for the year 2019-20 has been provided for.

17 Provision for Spectrum & Space Segment charges have been provided on estimation basis.

18 GST component included in Income from Services (Commercial Revenue), License Fee for AIR/DD Towers and DTH income is Rs. 137.93crore, Rs. 13.85 crore and Rs. 89.01 crore respectively.

19 Interest on Fixed deposit and flexi deposits of Field offices and on Advances to staff are accounted for as and when received. The quantum of accrued interest cannot be computed due to flexible tenure and interest rates on CLTD accounts and advances.

20 The payment and recovery of non-interest bearing short term advances to employees are adjusted from Establishment expenditure.

21 Capital Work-in-progress amounting to Rs.42.96 crore has been capitalised during the year 2019-20

22 Provision of Rs.16.02 crore and Rs.12.49 crore in respect of "Other Departmental Loans/Advances" and "Inventories" respectively under Current Assets had been provided during the year 2014-15 as item/ party wise details of these are not available and the amount was being carried forward.

23 Provision for contribution towards NPS and interest thereon as on 31.03.2020 is Rs.6.20 crores. This provision represents the Employee and Employer's contribution and interest thereon which has not yet been transferred to National Securities Depository Ltd.(NSDL) though the amount has been kept in separate bank Account. Out of this, Rs.1.24 crore have been transferred to NSDL up to 31.08.2020 and efforts are being made to transfer the remaining amount involved in all legacy cases to NSDL in due course.

24 The provision for Leave Encashment and gratuity payable to employees recruited by Prasar Bharati on or after 05.10.2007 have been provided for in the books of accounts on the basis of actuarial valuation reports. The liabilities have been calculated as per 'CCS Pension Rules 1972'. The details of provision made up to the financial year 2019-20 is as follows:

Gratuity	- Rs. 35,04,01,485
Leave Encashment	- <u>Rs. 39,43,66,894</u>
Total	- <u>Rs. 74,47,68,379</u>

25 The payment instruments amounting to Rs.95,97,410 received for hiring of slot over DTH platform during the year 2013-14 were not actually realised due to fraudulent instruments. The matter is subjudice. The same has been accounted for as prior period income and provision equivalent to full amount has been made during the current year.

26 The unspent amount of Grants-in-aid payable to the Ministry has been shown separately as current liabilities.


27 As per the advice of CAG, the amount received for specific purpose has been shown separately in Schedule 3 as earmarked fund.

28 In Receipts & Payments Accounts, the revenue share paid to other agencies has been shown under 'Programme Expenses'.

29 Amount of advance received against deposit work has been revised due to the reconciliation of the Remittance Heads.

30 Previous year figures are regrouped and rearranged wherever necessary.


Shashi Shekhar Vempati
Chief Executive Officer, Prasar Bharati


Rajeev Singh
Member(F)


Anil Srivastava
ADG (B&A)


C K Jain
DDG (B&A)

Place: New Delhi
Date :

RAJEEV SINGH
Member (Finance)
Prasar Bharati Secretariat
New Delhi-110001


Anil Srivastava
Addl. Director General
Prasar Bharati Secretariat
Govt. of India
New Delhi

C. K. JAIN, DDG
(B&A / CAS)

Receipt & Payment Account for the year 2019-20

(Figures in Rs.)

S.No.	Receipts	AIR	DD	PB	Total
I.	Opening Balances				
	Cash in Hand	2,70,717	4,55,399	0	7,26,116
	Bank Balance				
	(i) In Current A/c				
	Salary A/c	277,01,484	231,46,925	32,988	508,81,397
	Expenditure A/c	11616,86,939	10222,74,257	5345,83,507	27185,44,703
	(ii) Fixed Deposit/CLTD A/c	9006,46,216	2121,44,417	179205,33,325	190333,23,958
	(iii) C.P.Fund/NPS A/c	0	0	3,22,144	3,22,144
	(c) Imprest A/c	39,73,489	70,25,459	1,00,000	110,98,948
	(d) Receipt A/c	1917,54,013	738,52,049	33,75,770	2689,81,832
II.	Grants Received from Govt of India				
	(a) Capital Plan	0	0	0	-
	(b) Revenue Non Plan				
	(i) Other than Salary	0	0	23540,00,000	23540,00,000
	(ii) Salary	0	0	273001,00,000	273001,00,000
	(iii) Other Ministries/Depts.	0	0	682,71,850	682,71,850
III.	Inter Current A/c transfer by PB				
	(a) Funds received from PB				
	(i) Salary A/c	135623,19,000	141722,51,000	9,99,000	277355,69,000
	(i) Other Admin A/c	69203,47,398	85436,36,742	3627,31,964	158267,16,104
	(b) Other stations/Kendras	2637,63,950	2491,65,011	173660,35,083	178789,64,044
	(c) CPS/NPS	233,62,830	376,07,154	1279,61,379	1889,31,363
	(d) HBA and Other Advances	449,55,122	1,24,837	0	450,79,959
IV.	Interest Received				
	(a) On Bank Deposits(FDR)	2271,07,707	659,67,003	12874,09,316	15804,84,026
	(b) Loans & Advances				
	(i) From Employees	36,94,562	47,28,097	0	84,22,659
	(ii) Interest on Outstanding dues	0	0	0	-
	(iii) Others	13,10,105	3,96,017	11,33,617	28,39,739
	(c) Commercial Receipts	1,13,174	147,94,077	0	149,07,251
V.	Other Income				
	(a) Rent/LF for Qrs.	228,29,985	152,62,117	0	380,92,102
	(b) LF for Towers				
	(i) LF (exclusive of service Tax / GST)	4116,65,254	2935,06,322	0	7051,71,576
	(ii) Service Tax on Rent of Towers	740,99,746	644,09,275	0	1385,09,021
	(c) Profit on sale/disposals of Assets				
	(i) Own Assets	39,99,146	517,99,887	0	557,99,033
	(ii) Assets acquired from Govt. Grants	7,07,748	177,46,333	0	184,54,081
	(iii) Assets acquired prior to 1.4.2000	78,12,026	193,16,417	0	271,28,443
	(iii) Others	500,51,692	398,72,972	0	899,24,664
VI.	Income from Sales				
	(i) Commercial Receipts (excluding Service Tax/ GST)	30650,79,290	48576,57,220	0	79227,36,510
	(ii) Service Tax/ GST	5041,29,857	8751,74,796	0	13793,04,653
	(b) Sale of CD/ VCD				
	(i) Sale of CD/ VCD (exclusive of VAT/ Sales Tax/ GST)	456,96,596	272,34,908	0	729,31,504
	(ii) VAT/ Sales Tax/ GST	82,25,387	39,86,196	0	122,11,583
	(c) DTH Services				
	(i) DTH Service Charges (exclusive Service Tax/ GST)	0	49455,67,303	0	49455,67,303
	(ii) Service Tax/ GST	0	8901,39,567	0	8901,39,567
VII.	Income from Services				
	(a) Professional/Consultancy Services				
	(i) Service Charges (excl. Service Tax/ GST)	46,09,438	27,55,509	0	73,64,947
	(ii) Service Tax/ GST	16,65,478	2,75,795	0	19,41,273
VIII.	Others Receipts				
	(a) Security Deposit/ Earnest Money	980,93,492	345,47,512	6,76,726	1333,17,730
	(b) Deposit Work	5911,52,108	1443,59,845	0	7355,11,953
	(c) Advances to Staff				
	(i) HBA	21,58,566	53,49,828	0	75,08,394
	(ii) Car Advances	4,36,451	15,54,354	0	19,90,805
	(iii) Computer Advances	25,06,426	20,24,113	0	45,30,539
	(iv) Motor Cycle/Scooter Advances	5,55,029	5,47,752	0	11,02,781
	(v) other Advances	243,70,328	7,46,176	920	251,17,424
	(d) Others/Refund of TDS	899,80,104	664,37,401	1,62,173	1565,79,678
IX	FDR	0	0	0	-
	Total Receipts	283428,30,853	367878,40,042	673284,29,762	1324591,00,657

V. Patel
Shashi Shekhar Vempati
Chief Executive Officer - E.O.

R. Singh
Rajeev Singh
Member(F)

Anil Srivastava
Anil Srivastava
ADG (B&A)

C. K. Jain
C. K. Jain
DDG (B&A)

प्रसार भारती / Prasar Bharati
RAJEEV SINGH
Member (Finance)
Prasar Bharati Secretariat
New Delhi 110001

श्रीवास्तव / ANIL SRIVASTAVA
अध्यक्ष प्रसार भारती
Addl. Director General
प्रसार भारती सचिवालय
प्रसार भारती / Govt. of India
दिल्ली / New Delhi
C. K. JAIN, DDG
(B&A / CAS)

Receipt & Payment Account for the year 2019-20

	Payments	AIR	DD	PB	Total
I.	Establishment Expenditure	134804,09,830	139784,73,585	816,66,255	275405,49,670
					-
II.	Administrative Expenditure	37710,65,504	28996,39,367	1562,94,342	68269,99,213
					-
III.	Programme Expenses	16796,54,316	40683,45,156	1770,06,474	59250,05,946
					-
IV.	Inter Current A/C transfer of Funds				
	(i) To Prasar Bharati	38324,37,013	119918,87,246	532,12,000	158775,36,259
	(ii) To Other stations/kendras etc	3650,92,564	1754,01,356	437007,73,033	442412,66,953
	(iii) To IEBR(HBA)	171,40,594	237,14,081	0	408,54,675
	(iv) To Recovery of CPF/NPS	55,83,491	34,16,456	147,56,806	237,56,753
					-
V.	Expenditure on Fixed Assets	9296,32,757	8222,20,083	69,34,394	17587,87,234
					-
VI.	Refund of Surplus Money/Loans				
	(i) To Prasar Bharati	4831,59,506	7661,99,864	2,71,450	12496,30,820
	(ii) To Govt. of India	0	0	178,32,663	178,32,663
					-
VII.	Finance Charges (Interest)				
	(i) To Prasar Bharati	0	0	0	-
	(b) Other loans	0	0	0	-
	(c) Others	0	0	0	-
					-
VIII.	Other Payments				
	(a) Refund of SD/EM	1110,51,448	263,94,716	0	1374,46,164
	(b) Exp. On deposit works	7252,90,847	1145,36,876	0	8398,27,723
	(c) Advances to staff				
	(i) HBA	71,400	48,30,400	0	49,01,800
	(ii) Car Advances	0	0	0	-
	(iii) Computer Advances	13,33,766	3,48,922	0	16,82,688
	(iv) Motor Cycles/Scooter Advances	0	0	0	-
	(v) Other Advances	135,53,558	2,87,018	0	138,40,576
	(d) Service Tax/GST	5826,03,943	9034,95,198	0	14860,99,141
	(e) Sales tax/VAT				-
	(f) Income Tax/TDS	32,06,614	4,14,543	-127,74,129	(91,52,972)
	(g) Bank Charges	8,48,209	5,57,114	30,951	14,36,274
	(h) Others	0	0	0	-
IX.	Expenditure against Receipts from Govt. Business	0	0	0	-
X.	Closing Balances				
	(a) Cash in hand	1,83,756	3,55,458	0	5,39,214
	(b) Bank Balance				-
	(i) Salary A/C	1087,97,874	1520,35,686	301,09,762	2909,43,322
	(ii) OAE (Other Admin expenses) A/C	5923,14,946	2342,75,552	1453,40,502	9719,31,000
	(c) Fixed deposit/CLTD A/C	9975,57,842	1569,99,374	229214,50,980	240760,08,196
	(d) C.P. Fund/NPS A/C	0	0	1,07,871	1,07,871
	(e) Imprest A/C	52,46,479	297,26,205	1,00,000	350,72,684
	(f) Receipt A/C	10255,03,026	453,77,356	353,16,408	11061,96,790
					-
	Total Payments	287317,39,283	363989,31,612	673284,29,762	1324591,00,657

V. S. V.
Shashi Shekhar Vempati
Chief Executive Officer
प्रसार भारती/Prasar Bharati

R. Singh
Rajeev Singh
Member(F)
RAJEEV SINGH
Member (Finance)
Prasar Bharati Secretariat
New Delhi-110001

Anil Srivastava
Anil Srivastava
ADG (B&A)
C. K. Jain
DDG (B&A)
C. K. JAIN, DDG
(B&A / CAS)

Annexure for Accounts for the year 2019-20

Annexure - I


(Figures in Rs.)

1 Establishment Expenses	AIR	DD	PB	Total
(a) Salary				0
(i) Salary	129073,86,978	133940,83,666	69,60,778	263084,31,422
(ii) Wages	569,76,505	745,89,597	0	1315,66,102
(iii) LTC	658,35,543	660,25,753		1318,61,296
(iv) Honorarium	6,79,659	17,66,543	0	24,46,202
(v) Tuition Fee / Children Education Allowance	1014,81,745	1235,26,732	0	2250,08,477
(vii) Bonus	597,78,029	635,21,230	0	1232,99,259
(vii) Contribution to CPF/NPS	1198,22,280	1104,44,582	737,33,173	3040,00,035
(viii) Leave Salary	325,43,520	198,77,389		524,20,909
(ix) Pensionary Charges	68,976	30,27,486	0	30,96,462
(x) Others/Staff Welfare Expenses	1,51,700	1,39,263		2,90,963
(b) Medical Expenses	1356,84,895	1214,71,344	9,72,304	2581,28,543
Total	134804,09,830	139784,73,585	816,66,255	275405,49,670



Shashi Shekhar Vempati
 Chief Executive Officer
 प्रसार भारती/Prasar Bharati


Rajeev Singh
 Member(F)
RAJEEV SINGH
 Member (Finance)
 Prasar Bharati Secretariat
 New Delhi-110061


Anil Srivastava
 ADG (B&A)
 Addl. Director General
 प्रसार भारती सचिवालय
 प्रसार भारती Secretariat
 नई दिल्ली / Govt. of India
 आनिल श्रीवास्तव / ANIL SRIVASTAVA



C K Jain
 DDG (B&A)
C. K. JAIN, DDG
 (B&A / CAS)

	(Figures in Rs.)			
Other Administrative Expenses	AIR	DD	PB	Total
Administrative Expenses				
(a) Domestic Travel Expenditure	2139,27,020	2016,71,338	65,54,951	4221,53,309
(b) Foreign Travel Expenditure	18,92,054	121,09,952	35,88,571	175,90,577
(c) Rent Rates & Taxes				
(i) Normal	422,54,114	775,28,110	-	1197,82,224
(ii) Property Tax	572,83,813	318,59,885	-	891,43,698
(d) Advertising and Publicity	30,67,407	142,96,946	4,45,618	178,09,971
(e) Professional Charges				
(i) Armed Guards	2400,59,672	1553,59,008	-	3954,18,680
(ii) Legal Charges	16,80,491	45,01,734	17,94,363	79,76,588
(iii) Advocate Fee	65,83,152	28,65,917	-	94,49,069
(f) Office Expenses				
(i) Water Charges	337,68,359	73,47,083	8,27,500	419,42,942
(ii) Postage	84,97,994	49,13,289	1,97,805	136,09,088
(iii) Telephone				
(a) Mobile	63,08,272	79,50,415	7,85,180	150,43,867
(b) Landline	508,75,366	253,82,780	7,28,054	769,86,200
(iv) Contractuals /Consultants	4237,88,683	2769,78,070	621,11,888	7628,78,641
(v) Insurance Land & Buildings	-	-	-	-
(vi) Insurance on plant & Machinery	-	-	-	-
(vii) Audit Fee	13,10,684	22,69,214	146,68,420	182,48,318
(viii) Printing & Stationary	587,25,180	397,32,378	32,72,288	1017,29,846
(ix) Consumables	1146,54,898	951,28,687	185,30,584	2283,14,169
(x) Local Conveyance	57,63,524	9,82,061	70,205	68,15,790
(xi) News Papers & Magazines/books	134,53,060	62,69,621	11,08,984	208,31,665
(xii) Arbitration Charges	7,99,074	63,85,342	-	71,84,416
(xiii) AMC for office equipments	199,28,512	86,41,345	6,98,167	292,68,024
(xiv) Others (Misc Expenses)	78,31,522	70,21,884	7,014	148,60,420
(g) OTA	15,35,826	13,64,215	-	29,00,041
(h) Medical	99,79,739	126,05,395	2,49,414	228,34,548
(i) Stipend and Scholarship	62,90,389	77,98,269	20,64,419	161,53,077
(j) Suppliers and Materials	225,42,200	518,38,012	-	743,80,212
(k) Motor Vehicles				
(i) Hiring Charges	1873,05,588	2262,15,161	132,45,812	4267,66,561
(ii) Fuel Charges	218,65,228	145,70,567	14,56,414	378,92,209
(iii) Repairs & Maintenance	128,04,571	109,17,615	7,22,127	244,44,313
(l) Hospitality(OAE)	93,10,226	82,08,015	23,10,599	198,28,840
(m) Power Supply				
(i) Electricity Charges	14853,31,695	8097,39,347	-	22950,71,042
(ii) Fuel charges for Power Supply	800,71,472	549,56,934	-	1350,28,406
(n) Minor Works				
(i) Routine	2890,63,291	1761,63,195	206,32,006	4858,58,492
(ii) Special	942,89,708	754,46,224	-	1697,35,932
(o) METP				
(i) Routine	1228,13,344	1808,16,966	-	3036,30,310
(ii) Special	905,52,472	474,37,439	-	1379,89,911
(p) Other Charges				
(i) Scenic Material	177,84,161	1092,99,977	2,06,259	1272,90,397
(ii) Property	30,69,892	48,50,328	-	79,20,220
(iii) Make up Materials	3,11,322	26,04,699	-	29,16,021
(iv) Booking of Halls for functions	15,08,489	1,80,540	17,700	17,06,729
(v) Hiring Studios / Equipments for Studios	21,83,040	1154,31,410	-	1176,14,450
Total	37710,65,504	28996,39,367	1562,94,342	68269,99,213


Shashi Shekhar Vempati
 Chief Executive Officer
 मु.का.अ./C.E.O.
 प्रसार भारती/Prasar Bharati


Rajeev Singh
 Member(F)
RAJEEV SINGH
 Member (Finance)
 Prasar Bharati Secretariat
 New Delhi-110001


Anil Srivastava
 ADG (B&A)
 अनिल श्रीवास्तव/ANIL SRIVASTAVA
 अवर महासचिव/Asst. Director General
 प्रसार भारती सचिवालय
 Prasar Bharati Secretariat
 भारत सरकार/Govt. of India
 नई दिल्ली/New Delhi


C K Jain
 DDG (B&A)
C. K. JAIN, DDG
 (B&A / CAS)

Annexure - III

Program Expenses (Plan and non Plan) for the Period : 4-2019 to 3-2020

Particulars	(Figures in Rs.)			Total
	AIR	DD	PB	
(i) Royalty	850,90,167	2904,67,821	-	3755,57,988
(ii) Payment PTI/UNI	1466,58,354	309,44,494	-	1776,02,848
(iii) Commissioning of programmes	236,02,812	989,52,942	-	1225,55,754
(iv) Panam /Antriksh satellite Expenses	-	-	-	-
(v) Sports Events Expenses				
(a) Own Expenses	-	5,51,810	3,17,389	8,69,199
(b) share paid to other agencies	16,000	1,08,570	1594,47,033	1595,71,603
(vi) Payments to professionals				
(a) Artists	4301,74,534	4816,43,311	27,31,504	9145,49,349
(ii) resource persons/Casuals	8890,92,495	5069,39,668	144,48,848	14104,81,011
(vii) Spectrum Charges	7,68,500	9102,10,692	-	9109,79,192
(viii) J&K Package	-	2395,78,257	-	2395,78,257
(ix) NE Package	-	7185,66,000	-	7185,66,000
(x) Other Programmes	-	338,91,530	-	338,91,530
(xi) Commonwealth Games	-	469,37,483	-	469,37,483
(xii) Kissan Channel	2,88,479	1648,31,797	-	1651,20,276
(xiii) Expenditue related to other Ministries				
(a) Narrow Casting	6,725	504,78,484	-	504,85,209
(b) Kisan Vani	609,03,330	58,67,092	-	667,70,422
(c) Swatch Bharat	7,44,430	4,00,421	-	11,44,851
(d) Other Schemes / Ministries	74,34,462	1621,75,749	-	1696,10,211
(xiv) Others	348,74,028	3257,99,035	61,700	3607,34,763
Total	16796,54,316	40683,45,156	1770,06,474	59250,05,946



Shashi Shekhar Vempati
Chief Executive Officer

मु.का.अ./C.E.O.

प्रसार भारती/Prasar Bharati



Rajeev Singh
Member(F)

RAJEEV SINGH
Member (Finance)

Prasar Bharati Secretariat
New Delhi-110001



Anil Srivastava
ADG (B&A)

अनिल श्रीवास्तव / ANIL SRIVASTAVA
अपर महासचिव /
Addl. Director General
प्रसार भारती सचिवालय
Prasar Bharati Secretariat
भारत सरकार / Govt. of India
मु.का.अ./New Delhi.

C K Jain
DGS (B&A)

18

K. JAIN, DDG
(B&A / CAS)

Annexure for Accounts for the year 2019-20

Annexure - IV

Fixed Assets

		(Figures in Rs.)			
4	Purchase of Fixed Assets	ATR	DD	PB	Total
	(a) Land	1,48,734	-	-	1,48,734
	(b) buildings				
	(i) Studio	141,86,165	1132,70,283	-	1274,56,448
	(ii) Transmitter				
	(a) Normal	555,55,875	324,13,207	-	879,69,082
	(b) J&K	-	-	-	-
	(c) NE	13,82,986	6,700	-	13,89,686
	(iii) Office	2,17,730	12,03,170	-	14,20,900
	(iv) Others	103,72,476	83,27,134	-	186,99,610
	(c) Plant Machinery & equipment				
	(i) Normal	4916,17,411	5898,23,545	-	10814,40,956
	(ii) J&K	-	4,93,859	-	4,93,859
	(iii) NE	-	-	-	-
	(d) Vehicles				
	(i) OB Vans	-	-	-	-
	(ii) Trucks Jeeps and Vans	-	13,229	-	13,229
	(iii) Motor car	25,718	9,900	-	35,618
	(iv) Motor Cycles/ Scooter & Three	-	-	-	-
	(v) Rickshaw and Cycles	8,788	13,440	-	22,228
	(e) Furniture/Fixtures				
	(i) Cabinets/Almirah etc	10,07,535	6,67,600	5,15,113	21,90,248
	(ii) Air Conditioners, AC plant/Fridges	50,23,022	14,81,796	1,34,039	66,38,857
	(iii) Air Coolers	6,95,578	52,380	-	7,47,958
	(iv) Water Coolers	4,11,866	1,14,425	-	5,26,291
	(v) Tables/Chairs/Sofas/Carpets	64,87,122	36,93,062	3,99,013	105,79,197
	(vi) Wooden partitions	5,07,340	11,897	-	5,19,237
	(vii) Voltage stabilisers/UPS System	4,88,653	3,63,126	-	8,51,779
	(viii) Others	21,26,823	18,43,910	2,43,147	42,13,880
	(f) Office equipments				
	(i) Typewriters	37,500	-	-	37,500
	(ii) Photocopiers/ Duplicators	41,28,260	19,88,405	9,78,829	70,95,494
	(iii) Fax machines	95,936	1,68,840	-	2,64,776
	(iv) Others	28,29,863	16,52,245	4,76,050	49,58,158
	(g) Computers/Peripherals				
	(i) Computers	247,64,247	72,34,664	18,53,927	338,52,838
	(ii) Printers	38,45,426	8,88,405	2,62,117	49,95,948
	(iii) Software	6,42,071	15,52,220	22,597	22,16,888
	(iv) Others	70,46,948	180,80,475	20,40,572	271,67,995
	(h) Electric installations				
	(i) Electric Machinery	7,51,466	11,16,436	-	18,67,902
	(ii) Lights/ Fans	2,75,455	2,20,614	-	4,96,069
	(iii) Switchgear Equipment	45,942	1,03,243	-	1,49,185
	(iv) Transformers	1,76,764	2,02,125	-	3,78,889
	(v) Electric Wiring & Fitting	1,23,758	8,17,468	-	9,41,226
	(vi) Others	7,21,989	5,44,264	8,990	12,75,243
	(i) Library Books				-
	(j) Tube well & Water Supply System	3,14,837	26,180	-	3,41,017
	(k) Arbitration Charges on Capital Assets	-	1,200	-	1,200
	(l) Capital Works in progress				
	(i) Major Works	2333,67,943	202,38,827	-	2536,06,770
	(ii) Misc. works Scheme	602,00,530	135,81,809	-	737,82,339
	T o t a l	9296,32,757	8222,20,083	69,34,394	17587,87,234

Shashi Shekhar Vempati
Chief Executive Officer

Rajeev Singh
Member(F)

Anil Srivastava
ADG (B&A)

C K Jain
DDG (B&A)

19

मु.प्र.सं./O.E.O. RAJEEV SINGH
प्रसार भारती/Prasar Bharati Member (Finance)
Prasar Bharati Secretariat
New Delhi-110001

अनिल श्रीवास्तव/ANIL SRIVASTAVA
अवर निदेशक/अवर निदेशक
प्रसार भारती/Prasar Bharati Secretariat
अवर सचिव/अवर सचिव
नई दिल्ली/New Delhi

C. K. JAIN, DDG (B&A / CAS)