

PRASAR BHARATI
BALANCE SHEET AS AT 31st MARCH 2019

	Sch	Rs	Rs
		As at 31-Mar-19	As at 31-Mar-18
CORPUS/CAPITAL FUND AND LIABILITIES			
Corpus/Capital Fund	1	1,82,96,05,966	1,68,98,88,766
Reserves and Surplus	2	-	-
Earmarked/Endowment Funds	3	-	-
Secured Loan	4	-	-
Unsecured Loan	5	9,33,38,70,000	9,33,38,70,000
Deferred Credit Liabilities	6	-	-
Current Liabilities and Provisions	7	34,95,24,74,993	31,77,23,42,595
TOTAL		46,11,59,50,959	42,79,61,01,361
ASSETS			
Fixed Assets	8	14,94,44,46,292	15,82,46,71,331
Capital Work-in progress	8	4,85,40,23,179	4,70,70,91,149
Investments (i) Earmarked/Endowment Funds	9	-	-
(ii) Others	10	-	-
Current Assets, Loans and Advances	11	26,31,74,81,488	22,26,43,38,881
TOTAL		46,11,59,50,959	42,79,61,01,361

SIGNIFICANT ACCOUNTING POLICIES 26
CONTINGENT LIABILITIES AND NOTES
ON ACCOUNTS 27



Shashi Shekhar Vempati
Chief Executive Officer



Rajeev Singh
Member(F)



Sakesh Prasad Singh
ADG (B&A)



C K Jain
DDG (F)

Place: New Delhi
Date :

PRASAR BHARATI
INCOME AND EXPENDITURE ACCOUNT FOR THE YEAR ENDED 31st MARCH 2019

	Sch	Rs	Rs
		FOR THE YEAR ENDED 31 MARCH 19	FOR THE YEAR ENDED 31 MARCH 18
<u>INCOME</u>			
Income from Sales/ Services	12	11,92,83,38,749	12,25,43,71,165
Grants /subsidies	13	30,19,21,25,477	28,50,75,40,000
Fees/subscriptions	14	1,91,29,377	2,53,88,991
Income from Investments (income on investments from earmarked/endow. Funds transferred to Funds)	15	-	-
Income from Royalty, Publications etc	16	-	-
Interest Earned	17	1,14,49,55,917	91,53,68,753
Other Income	18	6,26,53,69,107	4,44,28,28,880
TOTAL (A)		49,54,99,18,627	46,14,54,97,789
<u>EXPENDITURE</u>			
Establishment Expenses	19	29,66,96,95,721	27,81,27,30,805
Other Administrative Expenses	20	9,29,94,82,003	10,75,83,58,403
Programme related Expenses	21	4,53,19,47,503	4,11,46,66,741
Satellite & Spectrum Charges	22	2,10,51,99,791	2,74,16,64,965
Expenditure on Grants & subsidy	23	-	-
Interest	24	1,20,21,51,870	1,16,44,72,080
Depreciation	8	2,53,35,76,503	2,48,40,13,535
TOTAL (B)		49,34,20,53,391	49,07,59,06,529
Balance being excess of Income over Expenditure (A-B)		20,78,65,236	(2,93,04,08,740)
Add: Prior period Adjustments & Exceptional items	25	(6,81,48,036)	(2,14,64,163)
Add: Balance brought forward from previous year		1,68,98,88,766	4,64,17,61,669
BALANCE BEING SURPLUS/(DEFICIT) CARRIED OVER TO BALANCE SHEET		1,82,96,05,966	1,68,98,88,766

SIGNIFICANT ACCOUNTING POLICIES 26
CONTINGENT LIABILITIES AND NOTES ON ACCOUNTS 27



Shashi Shekhar Vempati
Chief Executive Officer



Rajeev Singh
Member(F)



Sakesh Prasad Singh
ADG (B&A)



C K Jain
DDG (F)

Place: New Delhi
Date :

PRASAR BHARATI

SCHEDULES FORMING PART OF BALANCE SHEET AS AT 31.03.2019

SCHEDULE 1- CORPUS/CAPITAL FUND:

	As at 31.03.19 (Rs.)	As at 31.03.18 (Rs.)
Balance as at the beginning of the year	-	-
Add: Grants-in-Aid received during the year	-	-
Balance Corpus/Capital Fund	-	-
Income and Expenditure Account	1,82,96,05,966	1,68,98,88,766
BALANCE AS AT THE YEAR END	1,82,96,05,966	1,68,98,88,766
TOTAL	1,82,96,05,966	1,68,98,88,766

SCHEDULE 2- RESERVES AND SURPLUS**1. Capital Reserve:**

As per last account	-	-
Additions during the year	-	-
TOTAL	-	-

2. General Reserve

As per last account	-	-
Addition during the year	-	-
Less: Deductions during the year	-	-
TOTAL	-	-

SCHEDULE 3- EARMARKED/ENDOWMENT FUNDS

CAPITAL ASSETS FUNDS

a) Opening Balance of the funds	-	-
b) Add to the Funds: Amounts transferred from	-	-
Grants/Corpus/Capital Fund for meeting	-	-
Capital Expenditure/Advances	-	-
TOTAL	-	-

SCHEDULE 4- SECURED LOANS AND BORROWINGS:

TOTAL	-	-
--------------	----------	----------



Shashi Shekhar Vempati
Chief Executive Officer



Rajeev Singh
Member(F)



Sakesh Prasad Singh
ADG (B&A)



C K Jain
DDG (F)

	As at 31.03.19 (Rs.)	As at 31.03.18 (Rs.)
SCHEDULE 5- UNSECURED LOANS		
1. Loan In Perpetuity	-	-
2. Central Government	-	-
Capital Loan from Ministry of I&B	3,14,50,60,000	4,04,03,50,000
Repayment of Loan due but not paid	4,55,96,10,000	3,66,43,20,000
Interest free Loan for CWG 2010	1,62,92,00,000	1,62,92,00,000
(Refer Schedule 27, Note 7 to 9 of Notes to Accounts)		
TOTAL	9,33,38,70,000	9,33,38,70,000

SCHEDULE 6- DEFERRED CREDIT LIABILITIES:**SCHEDULE 7- CURRENT LIABILITIES AND PROVISIONS****A. Current Liabilities**

Advances received- against deposit work	45,88,51,484	64,04,39,240
Deposits, earnest money, caution money/security deposits	1,06,25,01,974	1,05,86,13,761
Interest on Capital Loan	7,99,69,98,000	7,00,82,98,500
Penal Interest On Interest/principal due	78,07,29,060	56,72,76,690
Other current liabilities -recoveries from salary and wages and others etc.	-	43,57,648
Salary accrued for the Month of March	2,26,50,31,000	2,33,27,36,000
Unspent amount of Grant-in-aid (MHA)	38,60,88,935	
Unspent amount of Grant-in-aid & interest thereon (MIB)	83,73,32,663	24,94,00,000
For other expenses (including CAG Audit Fee etc.)	2,89,66,54,424	3,07,61,45,420
Remittances to/from HQ/DDOs in transit/reconciliation's	4,43,78,66,176	4,50,01,04,014
(Refer Schedule 27, Note 7, 8, 9, 16 & 25 of Notes to Accounts)		
TOTAL (A)	21,12,20,53,716	19,43,73,71,273

B Provisions

For Spectrum/Space Segment expense	13,05,26,00,000	11,79,70,00,000
For Leave encashment and Gratuity	57,09,74,876	
NPS provisions	16,24,98,298	25,18,19,825
For Statutory liabilities (GST)	4,43,48,103	28,61,51,497
(Refer Schedule 27, Note 18 & 24 of Notes to Accounts)		

Total (B)	13,83,04,21,277	12,33,49,71,322
Total (A+B)	34,95,24,74,993	31,77,23,42,595



Shashi Shekhar Vempati
Chief Executive Officer



Rajeev Singh
Member(F)



Sakesh Prasad Singh
ADG (B&A)



C K Jain
DDG (F)

**PRASAR BHARATI
SCHEDULES FORMING PART OF BALANCE SHEET AS AT 31.03.2019**


SCHEDULE 8 - FIXED ASSETS

DESCRIPTION	Cost as on 1st April '18	GROSS BLOCK Additions/ Transfers from civil wings during the year 18-19	Deductions/adjustments transfers/ disposal reclassification during the year 18-19	Cost at the year end 31.03.19	Depreciation For the year 18-19	Cumulative upto 31.03.2019	Net Block As at 31st Mar' 2019	Net Block As at 31st Mar' 2018
A. Fixed Assets								
1. Land	3,28,58,220	-	-	3,28,58,220	-	-	3,28,58,220	3,28,58,220
2. Buildings Others	5,05,75,85,814	24,54,53,780	-	5,30,30,39,594	10,46,40,102	1,21,01,63,288	4,09,28,76,307	3,95,20,62,629
3. Plant Machinery & Equipments								
a) Studios	26,41,43,26,915	3,42,01,904	-	26,44,85,28,819	53,93,72,696	24,72,82,83,224	1,72,02,45,595	2,22,54,16,387
b) Transmitters	39,69,31,51,324	21,04,16,949	-	39,90,35,68,273	88,82,46,564	36,41,23,16,087	3,49,12,52,186	4,16,90,81,801
c) Machinery/Equipments	10,39,87,33,731	98,25,68,501	-	11,38,13,02,232	92,98,40,970	6,18,90,37,065	5,19,22,65,167	5,13,95,37,636
d) Electrical Installations	8,90,72,120	58,74,759	-	9,49,46,879	36,80,380	2,86,68,016	6,62,78,863	6,40,84,484
4. Vehicles	7,99,71,404	10,63,63,714	-	18,63,35,118	1,18,89,652	8,74,43,393	9,88,91,725	44,17,662
5. Furniture, Fixtures	30,27,25,019	2,50,08,670	-	32,77,33,689	1,76,13,186	15,30,45,459	17,46,88,230	16,72,92,746
6. Office Equipments	22,21,60,246	83,07,427	-	23,04,67,673	95,67,652	20,28,84,507	2,75,83,166	2,88,43,391
7. Computers	34,84,07,375	3,51,55,760	-	38,35,63,135	2,87,25,302	33,60,56,302	4,75,06,833	4,10,76,375
8. Other fixed assets								
Capital Expenditure on various Schemes	9,97,00,61,214	-	-	9,97,00,61,214	-	9,97,00,61,214	0	0
Total of Current Year (A)	92,60,90,53,382	1,65,33,51,464	-	94,26,24,04,846	2,53,35,76,503	79,31,79,58,554	14,94,44,46,292	15,82,46,71,331
B CAPITAL WORK-IN-PROGRESS	4,70,70,91,149.00	14,69,32,030	-	4,85,40,23,179	-	-	4,85,40,23,179	4,70,70,91,149
Total(B)	4,70,70,91,149	14,69,32,030	-	4,85,40,23,179	-	-	4,85,40,23,179	4,70,70,91,149
TOTAL	97,31,61,44,531	1,80,02,83,494	-	99,11,64,28,025	2,53,35,76,503	79,31,79,58,554	19,79,84,69,471	20,53,17,62,480
Previous Year	94,72,11,17,692	2,59,50,26,839	-	97,31,61,44,531	2,48,40,13,535	76,78,43,82,051	20,53,17,62,480	20,42,07,49,176


Rajeev Singh
Member(F)


Sakesh Prasad Singh
ADG (B&A)


C K Jain
DDG (F)



Shashi Shekhar Vempati
Chief Executive Officer


PRASAR BHARATI


SCHEDULES FORMING PART OF BALANCE SHEET AS AT 31.03.2019


	2018-19	2017-18	As at 31.03.19 (Rs.)	As at 31.03.18 (Rs.)
SCHEDULE 9- INVESTMENTS FROM EARMARKED/ENDOWMENT FUNDS				
1. In Government Securities				
2. Other approved securities				
3. Other				
TOTAL			-	-
SCHEDULE 10- INVESTMENTS-OTHER				
1. In government Securities				
2. Other approved securities				
3. Others				
TOTAL			-	-
SCHEDULE 11- CURRENT ASSETS, LOANS AND ADVANCES ETC				
A. CURRENT ASSETS:				
Inventories	12,49,37,564	12,49,37,564		
Deduct: Provision thereof	12,49,37,564	12,49,37,564		-
Sundry Debtors- Good	2,76,87,14,678	2,60,84,85,980		
Sundry Debtors- Doubtful	99,31,50,329	89,81,35,884		
	3,76,18,65,007	3,50,66,21,864		
Deduct: Provision thereof	99,31,50,329	89,81,35,884	2,76,87,14,678	2,60,84,85,980
Cash Balance in hand/Imprest			1,18,25,064	1,50,75,698
Bank Balance With Scheduled Banks				
on current accounts			2,76,94,26,099	5,05,09,99,482
on Collection accounts			26,89,81,832	69,98,65,776
on Deposit account and other FDRs			19,03,33,23,958	12,37,78,37,090
with CP Fund A/c			3,22,144	3,20,522
TOTAL (A)			24,85,25,93,775	20,75,25,84,548
B. Loans/advances				
1. Loans/advances				
Staff			12,01,00,846	13,14,68,842
Others-departmental	16,02,54,598	16,02,54,598		
Deduct: Provision	16,02,54,598	16,02,54,598	-	-
2. Advances and other amounts recoverable in cash or in kind or for value to be received				
On capital account			-	-
Prepayment			-	-
Others			-	-
3. Grants-In-Aid receivable from Ministry of I&B, GOI-Salary				
			79,56,00,000	1,10,78,00,000
4. Interest Accrued:				
On investments from Earmarked/endowment funds			-	-
On Term Deposits with Scheduled Banks			33,01,49,422	14,06,71,496
Others			-	-
5. TDS & Income Tax				
			7,05,52,234	6,30,65,557
6. GST (Input Tax Credit)				
			14,84,85,211	6,87,48,438
Total (B)			1,46,48,87,713	1,51,17,54,333
Total (A+B)			26,31,74,81,488	22,26,43,38,881

(Refer Schedule 27, Note 10, 11, 20, 21 & 23 of Notes to Accounts)


Shashi Shekhar Vempati
Chief Executive Officer


Rajeev Singh
Member(F)


Sakesh Prasad Singh
ADG (B&A)


C K Jain
DDG (F)

PRASAR BHARATI**SCHEDULES FORMING PART OF BALANCE SHEET AS AT 31.03.2019**

	2018-19 (Rs.)	2017-18 (Rs.)
SCHEDULE 12- INCOME FROM SALES/SERVICES		
Income from services (Including taxes)		
AIR and DD (Commercial revenue)	12,02,49,97,675	12,39,91,35,254
Deduct: Share of other agencies	10,09,87,312	14,87,48,929
Add: Sales of CD/VCD	43,28,386	39,84,840
(Refer Schedule 27, Note 19 of Notes to Accounts)		
TOTAL	11,92,83,38,749	12,25,43,71,165

SCHEDULE 13- GRANTS /SUBSIDIES

Add: Grants-In-Aid received during the year from Ministry of I&B, GOI-Other than Salary	3,04,52,00,000	2,26,51,00,000
Add: Grants-In-Aid received during the year from Ministry of I&B, GOI-Salary	27,89,34,00,000	25,38,40,40,000
Add: Grants-In-Aid received during the year from Ministry of Home Affairs	7,30,25,477	-
Add: Grants-In-Aid receivable from Ministry of I&B, GOI-Salary	-	1,10,78,00,000
Deduct: Unspent balance of Grants-in-aid received from Ministry of I&B,GOI-Other than Salary	81,94,00,000	24,94,00,000
Deduct: Unspent balance of Grants-in-aid received from Ministry of I&B, GOI-Salary (SAP)	1,00,000	-
(Refer Schedule 27, Note 5 & 25 of Notes to Accounts)		
TOTAL	30,19,21,25,477	28,50,75,40,000

SCHEDULE 14-FEES/SUBSCRIPTIONS

Professional/Consultancy services fee	1,91,29,377	2,53,88,991
TOTAL	1,91,29,377	2,53,88,991

SCHEDULE 15-INCOME FROM INVESTMENTS

Interest on Fixed Deposits From Earmarked Funds	-	-
TOTAL	-	-

SCHEDULE 16-INCOME FROM ROYALTY, PUBLICATIONS ETC

TOTAL	-	-
--------------	----------	----------

SCHEDULE 17 INTEREST EARNED

On Term Deposits with Scheduled Banks	1,13,69,07,409	77,76,11,550
On others like employees advances etc.	80,48,508	1,51,64,316
Interest on debtors and other receivables	-	12,25,92,887
(Refer Schedule 27, Note 20 of Notes to Accounts)		
TOTAL	1,14,49,55,917	91,53,68,753



Shashi Shekhar Vempati
Chief Executive Officer



Rajeev Singh
Member(F)



Sakesh Prasad Singh
ADG (B&A)



C K Jain
DDG (F)

	2018-19 (Rs.)	2017-18 (Rs.)
SCHEDULE 18- OTHER INCOME		
A. Other Receipts including Fees from Towers/staff quarters		
a) Income from Towers	97,24,19,468	93,70,49,184
b) License Fees from Staff Quarters	3,93,23,174	3,55,96,168
c) DTH Income	4,85,77,37,929	3,16,05,78,085
d) Others	32,18,27,314	28,87,10,932
(Refer Schedule 27, Note 19 of Notes to Accounts)		
TOTAL (A)	6,19,13,07,885	4,42,19,34,369
B. Profit on Sales/disposal of assets		
a) Owned Assets	3,49,80,602	1,02,84,457
b) Assets acquired out of grants, or received free of cost	1,08,86,865	20,81,082
c) Assets acquired prior to 1.4.2000	2,81,93,755	85,28,972
(Refer Schedule 27, Note 4 of Notes to Accounts)		
TOTAL (B)	7,40,61,222	2,08,94,511
Total (A+B)	6,26,53,69,107	4,44,28,28,880

SCHEDULE 19- ESTABLISHMENT EXPENSES

a) Salaries & Wages	26,75,76,63,099	25,32,18,67,938
b) Allowances and Bonus	31,83,16,160	20,85,96,578
c) Contribution to CPF/NPS	19,12,88,035	18,30,08,239
d) Expenses on Employee's retirement/ Terminal Exp/ Pension etc. (LS & PC)	1,58,32,52,980	1,85,73,72,897
e) Staff Welfare Expenses/ Others	6,54,912	3,55,734
f) Reimbursement of Medical Expenses	24,75,45,659	24,15,29,419
g) Provision for Leave encashment and Gratuity	57,09,74,876	
(Refer Schedule 27, Note 15 & 21 of Notes to Accounts)		
TOTAL	29,66,96,95,721	27,81,27,30,805



Shashi Shekhar Vempati
Chief Executive Officer



Rajeev Singh
Member(F)



Sakesh Prasad Singh
ADG (B&A)



C K Jain
DDG (F)

	2018-19 (Rs.)	2017-18 (Rs.)
SCHEDULE 20- OTHER ADMINISTRATIVE EXPENSES		
Electricity and Power	2,54,96,54,128	2,67,15,21,039
Water Charges	3,85,89,990	4,20,02,084
Rent, Rates and Taxes	32,10,21,892	20,30,04,296
Hiring, Running and Maintenance of Vehicles	48,06,82,793	50,67,86,572
Postage, Telephone and Communication Charges	11,36,69,425	12,79,29,857
Printing and Stationery	12,38,14,671	12,76,98,085
Traveling & Conveyance Expenses- Local	45,34,98,704	43,37,53,904
Traveling -Foreign	1,60,52,729	1,62,70,069
Scholarship Stipends	2,01,59,449	2,34,92,834
Auditors Remunerations	52,80,498	84,05,407
Hospitality Expenses	1,89,73,144	2,07,25,258
Professional Charges (Armed Gurads etc.)	53,33,52,626	1,33,79,65,887
Bad and Doubtful Debts/ Advances Provisions	9,50,14,445	57,06,37,046
Advertisement and Publicity	2,74,03,006	4,78,63,332
Bank Charges	25,86,716	19,72,626
Supplies & Material Consumables	39,58,53,299	36,04,45,154
Other Administrative Expenses	1,10,30,27,256	1,00,97,65,694
Minor Works and Machinery Equipments, Tools & Plants	1,27,05,93,563	1,51,24,45,626
Goods and ServicesTax (GST)	1,73,02,53,669	1,73,40,08,660
Sales tax	-	16,64,973
TOTAL	9,29,94,82,003	10,75,83,58,403



Shashi Shekhar Vempati
Chief Executive Officer



Rajeev Singh
Member(F)



Sakesh Prasad Singh
ADG (B&A)



C K Jain
DDG (F)

	2018-19 (Rs.)	2017-18 (Rs.)
SCHEDULE 21-PROGRAMME RELATED EXPENSES		
Royalty	38,48,95,507	28,17,97,343
Payment to UNI/PTI	16,29,82,235	16,07,49,250
Commissioning of Programme Softwares exp.	2,20,98,222	39,95,62,542
Sport Events Expenses	42,18,46,194	8,66,07,011
Payment to Artists(PP & SS etc.)	2,42,23,48,394	2,27,56,15,658
Other Programme Expenses/Other Ministries	63,15,05,316	56,53,64,142
Common Wealth Games	6,69,39,718	-
Kissan & Arunprabha Channel	34,63,06,440	34,49,70,795
Kashir Channel (MHA)	7,30,25,477	-
Total	4,53,19,47,503	4,11,46,66,741

SCHEDULE 22- SATELLITE & SPECTRUM CHARGES

Satellite & Spectrum Charges	2,10,51,99,791	2,74,16,64,965
Total	2,10,51,99,791	2,74,16,64,965

SCHEDULE 23- EXPENDITURE ON GRANTS, SUBSIDIES ETC

Expenditure on grants	-	-
Total	-	-

SCHEDULE 24- INTEREST EXPENSES

Interest on Loan- Central Government	98,86,99,500	98,86,99,500
Other Penal Interest etc	21,34,52,370	17,57,72,580
Other Finance charges (Refer Schedule 27, Note 7 to 9 of Notes to Accounts)	-	-
Total	1,20,21,51,870	1,16,44,72,080

SCHEDULE 25- PRIOR PERIOD ADJUSTMENTS & EXCEPTIONAL ITEMS

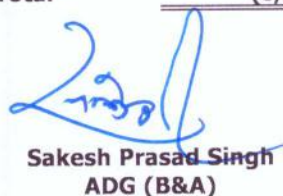
Prior Period Income- Grant Received from MHA	20,51,34,478	-
Prior Period Expenses- on Kashir Channel	(20,51,34,478)	-
Prior Period Expenses- on FTE	(8,02,05,546)	-
Revenue Share Payable/ Receivable From / To Other Agencies	-	2,14,64,163
Income from Professional/Consultancy services fee	24,60,100	-
Income from DTH	95,97,410	-
Total	(6,81,48,036)	2,14,64,163



Shashi Shekhar Vempati
Chief Executive Officer



Rajeev Singh
Member(F)



Sakesh Prasad Singh
ADG (B&A)



C K Jain
DDG (F)

SCHEDULE 26- SIGNIFICANT ACCOUNTING POLICIES**1.Method of accounting**

The accounts of the Corporation are prepared under the historical cost convention using the accrual method of accounting. On this basis revenue and related assets are recognised when earned and expenses are recognised when the obligation is incurred.

2.Inventory Valuation

Stores and Spares (including machinery spares) are valued at cost.

3.Fixed Assets

Fixed Assets are valued at cost less accumulated depreciation.

Fixed assets are stated at transfer amount in respect of assets transferred to Prasar Bharati and the corresponding credit is to "Loan In Perpetuity".

Transfer of Assets by the Central Government are subject to actual valuation and verifications.

In respect of capital expenditure incurred on different Plan schemes undertaken by AIR and DD all related & associated expenses are capitalized.

4.Method of depreciation

Depreciation is charged on straight line method at rates computed on useful life of the assets prescribed based on the IMG recommendations. Accordingly, the rates adopted are:

Building	:	2.00%
Studio, Transmitter, Machinery & Equipments and Other Fixed assets	:	10.00%
Electrical installation	:	4.00%
Vehicles	:	20.00%
Furniture & Fixtures	:	6.25%
Office Equipments	:	16.67%
Computers	:	33.33%

5. Foreign Currency Transactions

Transaction in foreign currencies are accounted for at the prevailing exchange rates at the date of transactions.

6. License Fee and Consultancy fee

License fee and consultancy fee is recognized when receivable.



Shashi Shekhar Vempati
Chief Executive Officer



Rajeev Singh
Member(F)



Sakesh Prasad Singh
ADG (B&A)



C K Jain
DDG (F)

Place : New Delhi

Date :

SCHEDULE 27- NOTES ON ACCOUNTS & CONTINGENT LIABILITIES
NOTES ON ACCOUNTS

1 Prasar Bharati Broadcasting Corporation of India is established as general public utility institution and fall under the category of "Not-for-Profit Organization". Accordingly, based on Generally accepted accounting practices, and Section 145 of Income Tax Act, it can follow either cash or mercantile system of accounting. Considering the organization structure and prevalent past practices and the simplicity aspects, cash basis of accounting was being adopted upto 31.03.2005. From 01.04.2005 the accounts are initially compiled on cash basis at field unit level and subsequently converted into accrual basis to the extent possible, based on the information collected from both the Directorates. Prasar Bharati Board however, decided to give effect to complete switch over from cash to accrual accounting at field unit also. In this direction initially Prasar Bharati has implemented web based application called Expenditure Monitoring System (EMS) for submitting R&P Account by all field units w.e.f. 01.04.2016. Now, Prasar Bharati is in the process of implementing Centralised Accounting Application across its all field units.

2 Contingent Liabilities:

2.1 Claims against the Entity not acknowledged as debts	Rs.	Nil
2.2 In respect of :		
*Service Tax	Rs.	14.29 crore
*Late fee and interest on Spectrum & Space Segment Charges	Rs.	974.24crore
*Bank Guarantee encashed for CWG-2010 Activity	Rs.	24.60 crore

Bank Guarantee of Rs. 24.60 crore of M/s SIS Live was invoked and the matter is under arbitration. M/s SIS live submitted their claims for Rs. 106.88 crore as per contract, Rs. 24.60 crore towards BG and for damages GBP 9381,098. Out of that, an amount of Rs. 106.88 crore has been included in the liabilities. However, Damages claimed by M/s SIS Live are not acknowledged as liability as the Corporation has also lodged a counter claim of Rs. 147.60 crore.

3 The amount of Fixed Assets transferred at book value to Prasar Bharati by the Central Government is based on Chief Controller of Accounts' letter No. CCA/I&B/2002 dated 3.09.02 and is also subject to physical verification and valuation.

4 As the assets are generally disposed-of after completion of its useful life, sale proceed received from disposal of these assets is considered as profit on sale of fixed assets. The value of the assets sold/disposed of during the year has not been removed from the Gross Block of Assets as the details are not readily available at Prasar Bharati Secretariat level.

5 Grants received from Central Government are treated as Income, which together with internal revenue is utilized to meet expenses.

6 Without prejudice to rights, Prasar Bharati had paid an amount of Rs.178,71,63,705/- to Service Tax Deptt. during the year 2011-12, in response to their demand vide order No.16/RDN/2011 dt. 05.05.2011. However, as per Management acessement no amount was payable. In the Order dated 05.03.2018, CESTAT has completely waived off the penalty and instructed Service Tax Department to reassess the service tax liability for that year. Since the Service tax department has not yet reassessed the service tax liability and the whole amount was already charged off in 2011-12, hence the same will be again reflected in the Accounts after the final outcome of the case.

7 Interest rate on Capital Loan received from Government during 01.04.2000 to 31.03.2006 is 14.5% p.a., during 1.4.2006 to 31.03.2011 is 11.5% p.a. and from 1.4.2011 onwards is 13.5% p.a.

8 Liability towards interest on Loan from MIB have been provided as per the interest rates mentioned at note -7 above.


9 Ministry of I&B Vide letter dt. 04.06.2018 has considered and in principle approved the conversion of outstanding loan into Grants-in-aid pertaining to the period 2010-11 to 2012-13 and complete waiver of interest and penal interest on the above outstanding loan. The details of loan, interest & penal interest thereon as on 31.03.2019 are as follows:

Principal Amount	-	Rs. 9,33,38,70,000
Interest	-	Rs. 7,99,69,98,000
Penal Interest	-	Rs. 78,07,29,060
Total	-	Rs.18,11,15,97,060


10 The age-wise break-up of Sundry debtors for the financial year 2018-19 is as under:

		2018-19	2017-18
Sundry Debtors-Less than 6 months	Rs.	74,06,26,088	40,42,28,972
Sundry Debtors-More than 6 months		2,08,54,03,665	2,16,32,79,702
Sundry Debtors-Interest on delayed payment		93,58,35,254	93,91,13,190
Total		3,76,18,65,007	3,50,66,21,864

11 Sundry debtors are inclusive of Service Tax/GST receivable from customers.



Shashi Shekhar Vempati
Chief Executive Officer



Rajeev Singh
Member(F)



Sakesh Prasad Singh
ADG (B&A)



C K Jain
DDG (F)

SCHEDULE 27- NOTES ON ACCOUNTS & CONTINGENT LIABILITIES

NOTES ON ACCOUNTS


- 12 The doubtful debts exist as on 01.04.2005 (i.e. at the time of change of method of accounting from cash basis to accrual basis) against which legal action had already been initiated for recovery were not reflected in accounts as the extent of doubtfulness is not ascertainable. These debts are accounted for when their collection become certain.
- 13 Keeping in view of uncertainty of collection, Interest on delayed payment is recognised in books of accounts on receipts basis from the financial year 2018-19.
- 14 Taxation: Prasar Bharati is exempt from Income Tax as per Clause 23BBH under Section-10 of Income Tax
- 15 Prasar Bharati's contribution towards Leave salary and Pension in respect of employees on deemed deputation is charged as expenditure.
- 16 Deposit Works: Amount received from parties for deposit work is after adjusting expenditure against such work.
- 17 Audit fee payable to C&AG for auditing Prasar Bharati's Accounts for the year 2017-18 has been provided for.
- 18 Provision for Spectrum & Space Segment charges have been provided on estimation basis.
- 19 Service Tax/GST component included in Income from Services (Commercial Revenue), Licence Fee for AIR/DD Towers and DTH income is Rs. 179.12 crore, Rs. 14.26 crore and Rs. 74.10 crore respectively.
- 20 Interest on Fixed deposit and flexi deposits of Field offices and on Advances to staff are accounted for as and when received. The quantum of accrued interest cannot be computed due to flexible tenure and interest rates on CLTD accounts and advances.
- 21 The payment and recovery of non-interest bearing short term advances to employees are adjusted from Establishment expenditure.
- 22 Capital Work-in-progress amounting to Rs.25.44 crore has been capitalised during the year 2018-19.
- 23 Provision of Rs.16.02 crore and Rs.12.49 crore in respect of "Other Departmental Loans/Advances" and "Inventories" respectively under Current Assets had been provided during the year 2014-15 as item/ party wise details of these are not available and the amount was being carried forward.
- 24 Provision for contribution towards NPS and interest thereon as on 31.03.2019 is Rs.16.25 crore. This provision represents the Employee and Employer's contribution and interest thereon which has not yet been transferred to National Securities Depository Ltd.(NSDL) though the amount has been kept in separate bank Account. Out of this, Rs.5.20 crore have been transferred to NSDL upto 14.06.2019 and efforts are being made to transfer the remaining amount involved in all legacy cases to NSDL in due course.
- 25 The provision for Leave Encashment and gratuity payable to employees recruited by Prasar Bharati on or after 05.10.2007 have been provided for in the books of accounts on the basis of actuarial valuation reports received from M/s Life Insurance Corporation of India. The liabilities have been calculated as per 'The Payment of Gratuity Act, 1972'. The details of provision made is as follows:
- | | |
|------------------|---------------------------|
| Leave Encashment | - Rs. 32,84,65,756 |
| Gratuity | - Rs. <u>24,25,09,120</u> |
| Total | - Rs. <u>57,09,74,876</u> |
- 26 The payment instruments amounting to Rs.95,97,410 received for hiring of slot over DTH platform during the year 2013-14 were not actually realised due to fraudulent instruments. The matter is subjudice. The same has been accounted for as prior period income and provision equivalent to full amount has been made during the current year.
- 27 The unspent amount of Grants-in-aid payable to the Ministry has been shown separately as current liabilities.
- 28 The grants-in-aid amounting to Rs. 59.56 crore received by Doordarshan from Ministry of Home Affairs, GOI during the years 2016-17 and 2017-18. The Grant received as well as expenditure incurred against the same have been accounted for during the year 2018-19 as Prior Period items to the extent of utilisation upto 2017-18. The unspent balance of grant has been shown under Current Liabilities.
- 29 In Receipts and Payment Account, the revenue share paid to other agencies has been shown under 'Programme Expenses'.
- 30 Previous year figures are regrouped and rearranged wherever necessary.



Shashi Shekhar Vempati
Chief Executive Officer



Rajeev Singh
Member(F)



Sakesh Prasad Singh
ADG (B&A)



C K Jain
DDG (F)

Place: New Delhi


Date :

Receipt & Payment Account for the year 2018-19

(Figures in Rs.)

S.No.	Receipts	AIR	DD	PB	Total
I.	Opening Balances				
	Cash in Hand	3,53,027	5,34,109	-	8,87,136
	Bank Balance				
	(i) In Current A/c				
	Salary A/c	4,34,32,771	4,96,66,690	2,32,98,14,137	2,42,29,13,598
	Expenditure A/c	1,39,80,73,600	65,85,14,707	57,14,97,577	2,62,80,85,884
	(ii) Fixed Deposit/CLTD A/c	1,26,25,99,875	32,59,52,169	10,78,92,85,046	12,37,78,37,090
	(iii) C.P.Fund/NPS A/c	-	-	3,20,522	3,20,522
	(c) Imprest A/c	49,98,498	90,90,064	1,00,000	1,41,88,562
	(d) Receipt A/c	15,66,81,685	6,78,19,200	47,53,64,891	69,98,65,776
II.	Grants Received from Govt of India				
	(a) Capital Plan	-	-	-	-
	(b) Revenue Non Plan				
	(i) Other than Salary	-	-	2,80,70,00,000	2,80,70,00,000
	(ii) Salary	-	-	26,68,81,00,000	26,68,81,00,000
	(iii) Other Ministries/Depts.	-	-	38,85,49,035	38,85,49,035
III.	Inter Current A/c transfer by PB				
	(a) Funds received from PB				
	(i) Salary A/c	13,08,84,07,000	14,71,00,17,000	9,35,000	27,79,93,59,000
	(i) Other Admin A/c	7,86,94,51,000	9,75,87,03,000	13,90,12,000	17,76,71,66,000
	(b) Other stations/Kendras	36,01,93,639	21,85,54,137	19,53,46,22,394	20,11,33,70,170
	(c) CPS/NPS	5,75,87,749	9,13,82,705	10,00,00,000	24,89,70,454
	(d) HBA and Other Advances	1,94,69,356	2,33,771	-	1,97,03,127
IV.	Interest Received				
	(a) On Bank Deposits(FDR)	12,07,78,166	7,58,23,756	76,86,60,224	96,52,62,146
	(b) Loans & Advances				
	(i) From Employees	45,30,566	35,17,942	-	80,48,508
	(ii) Interest on Outstanding dues	-	-	-	-
	(iii) Others	-	-	-	-
	(c) Commercial Receipts	4,67,890	28,10,046	-	32,77,936
V.	Other Income				
	(a) Rent/LF for Qrs.	2,58,23,177	1,34,99,997	-	3,93,23,174
	(b) LF for Towers				
	(i) LF (exclusive of service Tax / GST)	82,94,79,615	3,08,590	-	82,97,88,205
	(ii) Service Tax on Rent of Towers	14,26,26,663	4,600	-	14,26,31,263
	(c) Profit on sale/disposals of Assets				
	(i) Own Assets	1,31,65,763	2,18,14,839	-	3,49,80,602
	(ii) Assets acquired from Govt. Grants	3,60,536	1,05,26,329	-	1,08,86,865
	(iii) Assets acquired prior to 1.4.2000	34,91,323	2,47,02,432	-	2,81,93,755
	(iii) Others	5,39,09,190	9,25,02,977	200	14,64,12,367
VI.	Income from Sales				
	(i) Commercial Receipts (excluding Service Tax/ GST)	4,56,64,53,375	5,41,84,18,606	-	9,98,48,71,981
	(ii) Service Tax/ GST	81,45,68,669	97,66,33,356	-	1,79,12,02,025
	(b) Sale of CD/ VCD				
	(i) Sale of CD/ VCD (exclusive of VAT/ Sales Tax/ GST)	38,27,564	4,75,106	-	43,02,670
	(ii) VAT/ Sales Tax/ GST	21,927	3,789	-	25,716
	(c) DTH Services				
	(i) DTH Service Charges (exclusive Service Tax/ GST)	-	4,11,67,01,468	-	4,11,67,01,468
	(ii) Service Tax/ GST	-	74,10,36,461	-	74,10,36,461
VII.	Income from Services				
	(a) Professional/Consultancy Services				
	(i) Service Charges(excl. Service Tax/ GST)	1,27,58,214	27,26,717	-	1,54,84,931
	(ii) Service Tax/ GST	34,42,190	2,02,256	-	36,44,446
VIII.	Others Receipts				
	(a) Security Deposit/ Earnest Money	9,03,16,164	2,22,25,194	-	11,25,41,358
	(b) Deposit Work	63,13,44,291	6,06,58,366	-	69,20,02,657
	(c) Advances to Staff				
	(i) HBA	6,29,792	59,34,073	-	65,63,865
	(ii) Car Advances	8,56,686	21,64,931	-	30,21,617
	(iii) Computer Advances	33,70,859	29,86,283	-	63,57,142
	(iv) Motor Cycle/Scooter Advances	9,13,343	10,79,679	-	19,93,022
	(v) other Advances	1,03,46,085	15,01,145	-	1,18,47,230
	(d) Others/Refund of TDS	13,86,28,983	3,27,57,068	40,28,896	17,54,14,947
IX	FDR	-	-	-	-
	Total Receipts	31,73,33,59,231	37,52,14,83,558	64,59,72,89,922	1,33,85,21,32,711


Shashi Shekhar Vempati
Chief Executive Officer


Rajeev Singh
Member(F)


Sakesh Prasad Singh
ADG (B&A)


C K Jain
DDG (F)

Annexure for Accounts for the year 2018-19

Annexure - I

(Figures in Rs.)

1	Establishment Expenses	AIR	DD	PB	Total
	(a) Salary				-
	(i) Salary	12,49,58,47,532	13,95,19,24,454	65,56,204	26,45,43,28,190
	(ii) Wages	6,05,07,911	10,84,17,439	-	16,89,25,350
	(iii) LTC	10,04,36,227	11,97,03,359	5,32,500	22,06,72,086
	(iv) Honorarium	4,37,434	11,06,039	-	15,43,473
	(v) Tuition Fee / Children Education Allowance	8,94,84,229	11,77,63,161	-	20,72,47,390
	(vii) Bonus	5,08,49,696	6,02,19,074	-	11,10,68,770
	(vii) Contribution to CPF/NPS	13,21,85,201	15,19,89,929	5,21,080	28,46,96,210
	(viii) Leave Salary	3,40,38,552	3,23,15,394	76,772	6,64,30,718
	(ix) Pensionary Charges	82,679	56,69,583	-	57,52,262
	(x) Others/Staff Welfare Expenses	2,11,828	4,43,084	-	6,54,912
	(b) Medical Expenses	13,30,53,190	10,91,83,887	11,17,250	24,33,54,327
	Total	13,09,71,34,479	14,65,87,35,403	88,03,806	27,76,46,73,688



Shashi Shekhar Vempati
Chief Executive Officer



Rajeev Singh
Member(F)




Sakesh Prasad Singh
ADG (B&A)





C K Jain
DDG (F)

	AIR	DD	PB	Total
2 Other Administrative Expenses				
Administrative Expenses				
(a) Domestic Travel Expenditure	19,21,00,892	23,41,56,146	45,87,544	43,08,44,582
(b) Foreign Travel Expenditure	4,34,09,673	5,02,47,835	26,00,767	9,62,58,275
(c) Rent Rates & Taxes				15,66,16,931
(i) Normal	5,37,83,911	10,28,33,020	-	16,34,06,961
(ii) Property Tax	12,36,19,108	3,97,87,853	-	2,72,30,006
(d) Advertising and Publicity	58,62,508	1,96,77,117	16,90,381	67,40,73,272
(e) Professional Charges				66,06,760
(i) Armed Guards	36,11,45,433	31,29,27,839	-	82,55,594
(ii) Legal Charges	18,54,616	32,99,571	14,52,573	3,85,89,990
(iii) Advocate Fee	57,89,600	24,65,994	-	1,61,37,956
(f) Office Expenses				1,45,37,845
(i) Water Charges	3,04,54,404	73,24,418	8,11,168	8,29,93,624
(ii) Postage	1,02,40,719	57,67,552	1,29,685	74,37,69,011
(iii) Telephone				-
(a) Mobile	71,08,298	68,24,694	6,04,853	-
(b) Landline	5,25,27,068	2,96,48,958	8,17,598	-
(iv) Contractuals /Consultants	39,99,01,553	30,23,77,465	4,14,89,993	-
(v) Insurance Land & Buildings	-	-	-	-
(vi) Insurance on plant & Machinery	-	-	-	-
(vii) Audit Fee	24,46,250	16,71,861	11,62,387	52,80,498
(viii) Printing & Stationary	6,00,84,392	4,07,41,718	33,89,916	10,42,16,026
(ix) Consumables	12,56,50,211	9,56,76,304	1,15,71,909	23,28,98,424
(x) Local Conveyance	51,86,788	12,37,924	78,410	65,03,122
(xi) News Papers & Magazines/books	1,33,64,254	56,70,712	5,63,679	1,95,98,645
(xii) Arbitration Charges	17,08,768	17,07,443	-	34,16,211
(xiii) AMC for office equipments	1,87,12,942	1,19,63,115	7,54,425	3,14,30,482
(xiv) Others (Misc Expenses)	80,98,033	75,20,362	1,000	1,56,19,395
(g) OTA	23,32,699	28,91,793	-	52,24,492
(h) Medical	69,67,875	76,16,992	56,465	1,46,41,332
(i) Stipend and Scholarship	82,37,892	1,06,50,596	15,80,961	2,04,69,449
(j) Suppliers and Materials	11,56,62,654	6,59,41,221	-	18,16,03,875
(k) Motor Vehicles				40,48,73,003
(i) Hiring Charges	18,71,07,196	21,12,01,989	65,63,818	4,74,83,458
(ii) Fuel Charges	2,66,04,668	1,95,20,862	13,57,928	3,60,24,332
(iii) Repairs & Maintenance	2,16,45,657	1,33,28,784	10,49,891	1,88,00,144
(l) Hospitality(OAE)	93,98,352	70,55,519	23,46,273	-
(m) Power Supply				2,40,77,48,544
(i) Electricity Charges	1,54,08,46,972	86,69,01,572	-	15,50,80,584
(ii) Fuel charges for Power Supply	8,61,80,268	6,89,00,316	-	-
(n) Minor Works				57,40,61,070
(i) Routine	33,59,02,040	23,81,59,030	-	18,47,28,869
(ii) Special	10,61,88,698	7,85,40,171	-	35,62,46,904
(o) METP				17,75,55,720
(i) Routine	15,05,50,401	20,56,96,503	-	12,65,25,778
(ii) Special	12,21,25,594	5,54,30,126	-	1,07,36,973
(p) Other Charges				21,28,628
(i) Scenic Material	2,08,05,899	10,57,19,879	-	28,41,312
(ii) Property	42,74,973	64,62,000	-	13,23,76,974
(iii) Make up Materials	4,70,589	16,58,039	-	7,73,74,35,051
(iv) Booking of Halls for functions	4,70,589	16,58,039	-	
(v) Hiring Studios / Equipments for Studios	27,97,063	44,249	-	
	23,49,968	13,00,27,006	-	
Total	4,27,34,98,879	3,37,92,74,548	8,46,61,624	7,73,74,35,051


Shashi Shekhar Vempati
 Chief Executive Officer


Rajeev Singh
 Member(F)


Sakesh Prasad Singh
 ADG (B&A)



C K Jain
 DDG (F)


Annexure - III

Program Expenses (Plan and non Plan) for the Period : 4-2018 to 3-2019

Particulars	(Figures in Rs.)			Total
	AIR	DD	PB	
(i) Royalty	7,53,81,651	30,54,70,856	-	38,08,52,507
(ii) Payment PTI/UNI	13,90,75,430	2,38,94,805	-	16,29,70,235
(iii) Commissioning of programmes	3,85,96,547	6,27,94,675	-	10,13,91,222
(iv) Panam /Antriksh satellite Expenses	-	3,52,300	-	3,52,300
(v) Sports Events Expenses				
(a) Own Expenses	2,73,66,255	39,44,43,939	-	42,18,10,194
(b) share paid to other agencies	-	2,90,12,308	-	2,90,12,308
(vi) Payments to professionals				
(a) Artists	47,25,95,415	46,75,63,502	-	94,01,58,917
(ii) resource persons/Casuals	93,35,15,176	52,26,95,301	-	1,45,62,10,477
(vii) Spectrum Charges	88,32,183	84,04,15,308	-	84,92,47,491
(viii) J&K Package	-	-	-	-
(ix) NE Package	-	15,28,16,463	-	15,28,16,463
(x) Other Programmes	-	-	-	-
(xi) Commonwealth Games	-	6,69,39,718	-	6,69,39,718
(xii) Kissan Channel	7,43,729	19,27,46,248	-	19,34,89,977
(xiii) Expenditue related to other Ministries	-	-	-	-
(a) Narrow Casting	66,373	5,51,34,468	-	5,52,00,841
(b) Kisan Vani	8,95,32,669	29,72,768	-	9,25,05,437
(c) Swatch Bharat	4,74,460	1,91,491	-	6,65,951
(d) Other Schemes / Ministries	66,21,235	11,29,49,579	-	11,95,70,814
(xiv) Others	3,06,54,004	32,74,80,269	-	35,81,34,273
Total	1,82,34,55,127	3,55,78,73,998	-	5,38,13,29,125


Shashi Shekhar Vempati
Chief Executive Officer



Rajeev Singh
Member(F)

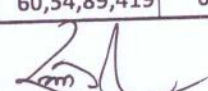

Sakesh Prasad Singh
ADG (B&A)


C K Jain
DDG (F)

Fixed Assets		(Figures in Rs.)			
		AIR	DD	PB	Total
4	Purchase of Fixed Assets		-	-	-
	(a) Land				
	(b) buildings	2,06,11,188	37,60,716	-	2,43,71,904
	(i) Studio				
	(ii) Transmitter	12,89,48,489	5,29,67,164	-	18,19,15,653
	(a) Normal				
	(b) J&K	1,04,25,400	38,15,896	-	1,42,41,296
	(c) NE	1,07,91,927	20,51,948	-	1,28,43,875
	(iii) Office	8,00,600	14,92,305	-	22,92,905
	(iv) Others				
	(c) Plant Machinery & equipment	58,44,84,479	39,79,70,157	-	98,24,54,636
	(i) Normal				
	(ii) J&K				
	(iii) NE				
	(d) Vehicles	1,23,06,324	8,99,79,416	-	10,22,85,740
	(i) OB Vans	21,50,000	8,960	-	21,58,960
	(ii) Trucks Jeeps and Vans	61,670	18,50,499	-	19,12,169
	(iii) Motor car				
	(iv) Motor Cycles/ Scooter & Three Wheelers				
	(v) Rickshaw and Cycles	6,845			6,845
	(e) Furniture/Fixtures	17,90,551	6,72,573	2,50,932	27,14,056
	(i) Cabinets/Almirah etc	39,70,402	8,80,441		48,50,843
	(ii) Air Conditioners, AC plant/Fridges	2,90,753	2,07,304	4,700	5,02,757
	(iii) Air Coolers	3,72,263	2,70,778		6,43,041
	(iv) Water Coolers	89,89,782	30,20,774	6,79,175	1,26,89,731
	(v) Tables/Chairs/Sofas/Carpets	19,859			19,859
	(vi) Wooden partitions	4,82,595	1,14,647		5,97,242
	(vii) Voltage stabilisers/UPS System	15,55,275	12,71,372	1,64,494	29,91,141
	(viii) Others				
	(f) Office equipments	74,250	1,940	-	76,190
	(i) Typewriters	19,99,599	4,47,943	-	24,47,542
	(ii) Photocopiers/ Duplicators	14,042	26,530	-	40,572
	(iii) Fax machines	43,37,832	14,05,291	-	57,43,123
	(iv) Others				
	(g) Computers/Peripherals	1,23,39,234	72,39,132	36,13,738	2,31,92,104
	(i) Computers	27,50,538	15,74,974	10,46,700	53,72,212
	(ii) Printers	3,70,804	1,28,181	13,103	5,12,088
	(iii) Software	33,80,626	24,57,800	2,40,930	60,79,356
	(iv) Others				
	(h) Electric installations	5,57,604	6,06,935	-	11,64,539
	(i) Electric Machinery	3,12,913	1,46,439	-	4,59,352
	(ii) Lights/ Fans	4,55,298	6,886	-	4,62,184
	(iii) Switchgear Equipment	1,77,098	47,200	-	2,24,298
	(iv) Transformers	17,62,228	11,46,688	-	29,08,916
	(v) Electric Wiring & Fitting	3,69,226	2,39,052	47,192	6,55,470
	(vi) Others				
	(i) Library Books	96,805	17,060	-	1,13,865
	(j) Tube well & Water Supply System				
	(k) Arbitration Charges on Capital Assets				
	(l) Capital Works in progress	28,55,45,791	1,58,78,105	-	30,14,23,896
	(i) Major Works	8,61,30,821	1,37,84,313	-	9,99,15,134
	(ii) Misc. works Scheme	1,18,87,33,111	60,54,89,419	60,60,964	1,80,02,83,494
	Total				


Shashi Shekhar Vempati
Chief Executive Officer


Rajeev Singh
Member(F)


Sakesh Prasad Singh
ADG (B&A)


C K Jain
DDG (F)